

PRODUCT MONOGRAPH
INCLUDING PATIENT MEDICATION INFORMATION

PrSTEQEYMA[®]

ustekinumab injection

Solution for Subcutaneous Injection

45 mg/0.5 mL

90 mg/1.0 mL

Selective Immunomodulating Agent

PrSTEQEYMA[®] I.V.

ustekinumab for injection

Solution for Intravenous Infusion

130 mg/26 mL (5 mg/mL)

Selective Immunomodulating Agent

Celltrion, Inc.
23 Academy-ro 51 beon-gil Yeonsu-gu, Incheon
Republic of Korea
22014

Date of Authorization:
March 13, 2026

Imported and distributed by
Celltrion Healthcare Canada Limited.
121 King Street West, Suite 1110, Toronto, Ontario M5H 3T9
<https://celltrionhealthcare.ca/>

Submission Control Number: 300662

RECENT MAJOR LABEL CHANGES

| | |
|---|---------|
| 1 Indications | 10/2024 |
| 4 Dosage and Administration | 10/2024 |
| 7 Warnings and Precautions, Reproductive Health: Female and Male Potential, Women of Childbearing Potential | 10/2024 |
| 7 Warnings and Precautions, 7.1.1 Pregnancy | 10/2024 |

TABLE OF CONTENTS

Sections or subsections that are not applicable at the time of authorization are not listed.

RECENT MAJOR LABEL CHANGES 2

TABLE OF CONTENTS 2

PART 1: HEALTHCARE PROFESSIONAL INFORMATION 4

1 INDICATIONS..... 4

 1.1 Pediatrics..... 5

 1.2 Geriatrics..... 5

2 CONTRAINDICATIONS..... 5

4 DOSAGE AND ADMINISTRATION..... 5

 4.1 Dosing Considerations 5

 4.2 Recommended Dose and Dosage Adjustment 5

 4.4 Administration 9

 4.5 Missed Dose 10

5 OVERDOSE 10

6 DOSAGE FORMS, STRENGTHS, COMPOSITION, AND PACKAGING 10

7 WARNINGS AND PRECAUTIONS..... 12

 7.1 Special Populations..... 15

 7.1.1 Pregnancy 15

 7.1.2 Breastfeeding..... 15

 7.1.3 Pediatrics 16

 7.1.4 Geriatrics..... 16

8 ADVERSE REACTIONS..... 16

 8.1 Adverse Reaction Overview 16

 8.2 Clinical Trial Adverse Reactions 16

| | |
|---|------------|
| 8.2.1 Clinical Trial Adverse Reactions - Pediatrics | 24 |
| 8.3 Less Common Clinical Trial Adverse Reactions..... | 25 |
| 8.4 Abnormal Laboratory Findings: Hematologic, Clinical Chemistry and Other Quantitative Data..... | 25 |
| 8.5 Post-Market Adverse Reactions..... | 26 |
| 9 DRUG INTERACTIONS | 26 |
| 9.2 Drug Interactions Overview | 26 |
| 9.3 Drug-Behaviour Interactions..... | 27 |
| 9.4 Drug-Drug Interactions | 27 |
| 9.5 Drug-Food Interactions | 27 |
| 9.6 Drug-Herb Interactions | 27 |
| 9.7 Drug-Laboratory Test Interactions..... | 27 |
| 10 CLINICAL PHARMACOLOGY..... | 27 |
| 10.1 Mechanism of Action | 27 |
| 10.2 Pharmacodynamics..... | 28 |
| 10.3 Pharmacokinetics..... | 29 |
| 11 STORAGE, STABILITY AND DISPOSAL..... | 32 |
| 12 SPECIAL HANDLING INSTRUCTIONS..... | 32 |
| PART 2: SCIENTIFIC INFORMATION | 32 |
| 13 PHARMACEUTICAL INFORMATION | 32 |
| 14 CLINICAL TRIALS | 33 |
| 14.5 Clinical Trials - Reference Biologic Drug | 33 |
| 15 MICROBIOLOGY | 67 |
| 16 NON-CLINICAL TOXICOLOGY | 68 |
| 17 SUPPORTING PRODUCT MONOGRAPHS..... | 70 |
| PATIENT MEDICATION INFORMATION | 71 |
| PATIENT MEDICATION INFORMATION | 97 |
| PATIENT MEDICATION INFORMATION | 115 |

Steqeyma®/Steqeyma® I.V. (ustekinumab) is a biosimilar to Stelara®/Stelara® I.V. (ustekinumab). A biosimilar is a biologic drug that was granted authorization based on a demonstration of similarity to a version previously authorized in Canada, known as the reference biologic drug.

PART 1: HEALTHCARE PROFESSIONAL INFORMATION

Ustekinumab administered subcutaneously will be referred to throughout the Product Monograph as Steqeyma.

Ustekinumab administered through intravenous infusion will be referred to throughout the Product Monograph as Steqeyma I.V.

1 INDICATIONS

Steqeyma®/Steqeyma® I.V. (ustekinumab) should be used only by physicians who have sufficient knowledge of plaque psoriasis, psoriatic arthritis, Crohn's disease, and/or ulcerative colitis and who have fully familiarized themselves with the efficacy/safety profile of the drug.

Plaque Psoriasis

Steqeyma (ustekinumab) is indicated for:

- the treatment of chronic moderate to severe plaque psoriasis in adult patients who are candidates for phototherapy or systemic therapy.
- the treatment of chronic moderate to severe plaque psoriasis in pediatric patients (6-17 years of age) who are inadequately controlled by, or are intolerant to, other systemic therapies or phototherapies (see [1.1 Pediatrics](#)).

Psoriatic Arthritis

Steqeyma (ustekinumab) is indicated for the treatment of adult patients with active psoriatic arthritis. Steqeyma can be used alone or in combination with methotrexate (MTX).

Crohn's Disease

Steqeyma/Steqeyma I.V. (ustekinumab) is indicated for the treatment of adult patients with moderately to severely active Crohn's disease, who have had an inadequate response, loss of response to, or were intolerant to either immunomodulators or one or more tumour necrosis factor-alpha (TNF α) antagonists, or have had an inadequate response, intolerance or demonstrated dependence on corticosteroids.

Ulcerative Colitis

Steqeyma/Steqeyma I.V. (ustekinumab) is indicated for the treatment of adult patients with moderately to severely active ulcerative colitis who have had an inadequate response with, lost

response to, or were intolerant to either conventional therapy or a biologic or have medical contraindications to such therapies.

1.1 Pediatrics

Pediatrics (6-17 years of age): Steqeyma (ustekinumab) is indicated for the treatment of chronic moderate to severe plaque psoriasis in pediatric patients (children and adolescents) from 6 to 17 years of age, who are inadequately controlled by, or are intolerant to, other systemic therapies or phototherapies.

The safety and efficacy of ustekinumab has not been established in pediatric patients with plaque psoriasis < 6 years of age. Pediatric studies with ustekinumab for injection have not been conducted. The safety and efficacy of ustekinumab in pediatric patients with psoriatic arthritis, Crohn's disease and ulcerative colitis have not been established (see [7.1.3 Pediatrics](#) and [Pediatric Plaque Psoriasis \(6 to 17 years of age\)](#)).

1.2 Geriatrics

Geriatrics (> 65 years of age): No major age-related differences in clearance or volume of distribution were observed in clinical studies. Although no overall differences in safety and efficacy were observed between older and younger patients in clinical studies in approved indications, the number of patients aged 65 and over is not sufficient to determine whether they respond differently from younger patients (see [7.1.4 Geriatrics](#)).

2 CONTRAINDICATIONS

- Steqeyma/Steqeyma I.V. is contraindicated in patients who are hypersensitive to ustekinumab or to any ingredient in the formulation, including any non-medicinal ingredient, or component of the container (see [7 WARNINGS AND PRECAUTIONS, Sensitivity/Resistance, Hypersensitivity Reactions](#) and [6 DOSAGE FORMS, STRENGTHS, COMPOSITION, AND PACKAGING](#)).
- Steqeyma/Steqeyma I.V. is contraindicated in patients with severe infections such as sepsis, tuberculosis and opportunistic infections (see [7 WARNINGS AND PRECAUTIONS, General, Infections](#)).

4 DOSAGE AND ADMINISTRATION

4.1 Dosing Considerations

Steqeyma/Steqeyma I.V. (ustekinumab) is intended for use under the guidance and supervision of a physician.

4.2 Recommended Dose and Dosage Adjustment

Plaque Psoriasis

For the treatment of plaque psoriasis, Steqeyma is administered by subcutaneous injection.

Adults

The recommended dose of Steqeyma is 45 mg administered at Weeks 0 and 4, then every 12 weeks thereafter. Alternatively, 90 mg may be used in patients with a body weight greater than 100 kg. In patients weighing >100 kg, both 45 mg and 90 mg were shown to be efficacious. However, 90 mg was efficacious in a higher percentage of these patients than the 45 mg dose.

For patients who inadequately respond to dosing every 12 weeks, consideration may be given to treating as often as every 8 weeks.

Consideration should be given to discontinuing treatment in patients who have shown no response up to 12 weeks of treatment.

Re-treatment with a dosing regimen of Weeks 0 and 4 followed by 12-week dosing after interruption of therapy has been shown to be safe and effective (see [14.5 Clinical Trials - Reference Biologic Drug, Plaque Psoriasis – Adults, Efficacy of retreatment](#)).

Pediatrics (6 to 17 years of age)

The recommended dose of Steqeyma based on body weight is shown below (Table 1). Steqeyma should be administered at Weeks 0 and 4, then every 12 weeks thereafter.

Consideration should be given to discontinuing treatment in patients who have shown no response up to 12 weeks of treatment.

Table 1: Recommended dose of Steqeyma for pediatric psoriasis

| Weight | Recommended Dose | Dosage Form |
|-----------------------|------------------|---|
| < 60 kg ^a | 0.75 mg/kg* | vial |
| ≥ 60 kg to ≤ 100 kg | 45 mg | pre-filled syringe, vial, pre-filled pen (autoinjector) |
| > 100 kg ^b | 90 mg | pre-filled syringe, pre-filled pen (autoinjector) |

* To calculate the volume of injection (mL) for patients < 60 kg, use the following formula: *body weight* (kg) x 0.0083 (mL/kg). The calculated volume should be rounded to the nearest 0.01 mL and administered using a 1 mL graduated syringe. A 45 mg vial is available for pediatric patients who need to receive less than the full 45 mg dose.

^a For patients with body weight < 60 kg, use the vial presentation only

^b There were only 3 patients aged 12 to 17 years, with a body weight > 100 kg in the study

Table 2: Injection volumes of Steqeyma for pediatric psoriasis patients < 60 kg

| Body weight at time of dosing (kg) | Dose (mg) | Volume of injection (mL) |
|------------------------------------|-----------|--------------------------|
| 15 | 11.3 | 0.12 |
| 16 | 12.0 | 0.13 |
| 17 | 12.8 | 0.14 |
| 18 | 13.5 | 0.15 |
| 19 | 14.3 | 0.16 |
| 20 | 15.0 | 0.17 |
| 21 | 15.8 | 0.17 |

| Body weight at time of dosing (kg) | Dose (mg) | Volume of injection (mL) |
|------------------------------------|-----------|--------------------------|
| 22 | 16.5 | 0.18 |
| 23 | 17.3 | 0.19 |
| 24 | 18.0 | 0.20 |
| 25 | 18.8 | 0.21 |
| 26 | 19.5 | 0.22 |
| 27 | 20.3 | 0.22 |
| 28 | 21.0 | 0.23 |
| 29 | 21.8 | 0.24 |
| 30 | 22.5 | 0.25 |
| 31 | 23.3 | 0.26 |
| 32 | 24.0 | 0.27 |
| 33 | 24.8 | 0.27 |
| 34 | 25.5 | 0.28 |
| 35 | 26.3 | 0.29 |
| 36 | 27.0 | 0.30 |
| 37 | 27.8 | 0.31 |
| 38 | 28.5 | 0.32 |
| 39 | 29.3 | 0.32 |
| 40 | 30.0 | 0.33 |
| 41 | 30.8 | 0.34 |
| 42 | 31.5 | 0.35 |
| 43 | 32.3 | 0.36 |
| 44 | 33.0 | 0.37 |
| 45 | 33.8 | 0.37 |
| 46 | 34.5 | 0.38 |
| 47 | 35.3 | 0.39 |
| 48 | 36.0 | 0.40 |
| 49 | 36.8 | 0.41 |
| 50 | 37.5 | 0.42 |
| 51 | 38.3 | 0.42 |
| 52 | 39.0 | 0.43 |
| 53 | 39.8 | 0.44 |
| 54 | 40.5 | 0.45 |
| 55 | 41.3 | 0.46 |
| 56 | 42.0 | 0.46 |
| 57 | 42.8 | 0.47 |
| 58 | 43.5 | 0.48 |
| 59 | 44.3 | 0.49 |

Psoriatic Arthritis – Adults

For the treatment of psoriatic arthritis, Steqeyma is administered by subcutaneous injection. The recommended dose of Steqeyma is 45 mg administered at Weeks 0 and 4, then every 12 weeks thereafter. Alternatively, 90 mg may be used in patients with a body weight greater than 100 kg.

Crohn's Disease and Ulcerative Colitis – AdultsIntravenous induction dosing

In patients with Crohn's disease and ulcerative colitis, the recommended induction treatment regimen is a single intravenous (IV) tiered dose of Steqeyma I.V. based on body weight (Table 3) (see [4.4 Administration, Intravenous Infusion \(Crohn's Disease and Ulcerative Colitis\)](#)).

Table 3: Initial dosing of Steqeyma I.V.

| Body Weight of Patient at the time of dosing | Dose ^a | Number of 130 mg Steqeyma I.V. vials |
|--|-------------------|--------------------------------------|
| ≤ 55 kg | 260 mg | 2 |
| > 55 kg to ≤ 85 kg | 390 mg | 3 |
| > 85 kg | 520 mg | 4 |

^a Recommended dose (approximately 6 mg/kg)

Subcutaneous maintenance dosing

The recommended maintenance dose of Steqeyma is 90 mg administered subcutaneously. The first subcutaneous dose should be given at week 8 following the intravenous induction dose. Subsequent doses should be given every 8 weeks thereafter.

In some patients, (e.g., those with low inflammatory burden) a single dose of Steqeyma I.V. followed by 90 mg subcutaneous dosing 8 weeks later, then every 12 weeks thereafter may be considered at the discretion of the treating physician. Patients should have their dose frequency adjusted to every 8 weeks if inadequate response occurs. Consideration should be given to discontinuing treatment in patients who show no evidence of therapeutic benefit 16 weeks after the IV induction dose (see [14 CLINICAL TRIALS](#)).

Immunomodulators and/or corticosteroids may be continued during treatment with Steqeyma/Steqeyma I.V. In patients who have responded to treatment with Steqeyma/Steqeyma I.V. corticosteroids may be reduced or discontinued in accordance with standard of care.

If therapy is interrupted, resumption of treatment with subcutaneous dosing every 8 weeks is safe and effective.

Special PopulationsRenal Insufficiency

Specific studies have not been conducted in patients with renal insufficiency.

Hepatic Insufficiency

Specific studies have not been conducted in patients with hepatic insufficiency.

4.4 Administration

Subcutaneous Administration

Steqeyma is supplied as 45 mg and 90 mg pre-filled syringes, 45 mg single-use vials, and 45 mg and 90 mg pre-filled pens. In pediatric patients, it is recommended that Steqeyma be administered by a health care provider. A patient may self-inject with Steqeyma if a physician determines that it is appropriate after proper training in subcutaneous injection technique and disposal (see [PATIENT MEDICATION INFORMATION](#), **How to take Steqeyma**).

Prior to subcutaneous administration, visually inspect the solution for particulate matter and discoloration. The product is colourless to pale yellow and may contain a few small translucent or white particles of protein. This appearance is not unusual for proteinaceous solutions. The product should not be used if solution is discoloured or cloudy, or if other particulate matter is present. Steqeyma does not contain preservatives; therefore, any unused product remaining in the vial, syringe, or pre-filled pen should not be used.

Patients should be instructed to inject the prescribed amount of Steqeyma according to the directions provided in the [PATIENT MEDICATION INFORMATION](#) Section.

Intravenous Infusion (Crohn's Disease and Ulcerative Colitis)

Steqeyma I.V. is supplied in a 130 mg vial. The solution is clear to slightly opalescent, colourless to pale yellow with a pH of approximately 5.7. Intravenous infusion of Steqeyma I.V. should be administered by qualified healthcare professionals.

Instructions for dilution of Steqeyma I.V. (130 mg vial) Crohn's disease and Ulcerative Colitis

Steqeyma I.V. must be diluted and prepared for IV infusion by a healthcare professional using aseptic technique.

1. Calculate the dose and the number of Steqeyma I.V. vials needed based on patient's body weight (see Table 3). Each 26 mL vial of Steqeyma I.V. contains 130 mg of ustekinumab.
2. Withdraw, and then discard a volume of the 0.9% w/v sodium chloride solution from the 250 mL infusion bag equal to the volume of Steqeyma I.V. to be added. (26 mL for each vial of Steqeyma I.V. needed, for 2 vials - discard 52 mL, for 3 vials - discard 78 mL, for 4 vials - discard 104 mL). Alternatively, a 250 mL infusion bag containing 0.45% w/v sodium chloride solution may be used.
3. Withdraw 26 mL of Steqeyma I.V. from each vial needed and add it to the 250 mL infusion bag. The final volume in the infusion bag should be 250 mL. Gently mix.
4. Visually inspect the diluted solution before administration. Do not use if visibly opaque particles, discoloration or foreign particles are observed.
5. Infuse the diluted solution over a period of at least one hour. Once diluted, the infusion should be completed within eight hours of the dilution in the infusion bag at room temperature.

6. Use only an infusion set with an in-line, sterile, non-pyrogenic, low protein-binding filter (pore size 0.2 micrometer).
7. Do not infuse Steqeyma I.V. concomitantly in the same intravenous line with other agents.
8. Steqeyma I.V. does not contain preservatives. Each vial is for single use only and any unused medicinal product should be disposed of in accordance with local requirements.

If necessary, the diluted infusion solution may be stored for up to 48 hours refrigerated at 2-8°C or for up to 8 hours at room temperature (up to 25°C). The infusion should be completed within 8 hours of the dilution in the infusion bag at room temperature. Do not freeze. Discard any unused portion of the infusion solution.

4.5 Missed Dose

Patients who miss their scheduled dose of Steqeyma/Steqeyma I.V., should be advised to contact their healthcare professional for guidance.

5 OVERDOSE

Single doses up to 6 mg/kg intravenously have been administered in clinical studies without dose limiting toxicity. In case of overdosage, it is recommended that the patient be monitored for any signs or symptoms of adverse reactions or effects and appropriate symptomatic treatment be instituted immediately.

For the most recent information in the management of a suspected drug overdose, contact your regional poison control centre or Health Canada's toll-free number, 1-844 POISON-X (1-844-764-7669).

6 DOSAGE FORMS, STRENGTHS, COMPOSITION, AND PACKAGING

To help ensure the traceability of biologic products, including biosimilars, health professionals should recognise the importance of recording both the brand name and the non-proprietary (active ingredient) name as well as other product-specific identifiers such as the Drug Identification Number (DIN) and the batch/lot number of the product supplied.

Table 4: Dosage Forms, Strengths and Composition

| Route of Administration | Dosage Form / Strength / Composition | Non-medicinal Ingredients |
|-------------------------|---|--|
| Subcutaneous Injection | Sterile solution in single-use pre-filled syringe: 45 mg / 0.5 mL, 90 mg / 1.0 mL Sterile solution in a single-use vial: 45 mg / 0.5 mL Sterile solution in single-use pre-filled pen | L-histidine, L-histidine monohydrochloride monohydrate, polysorbate 80, sucrose, and water for injection |

| | | |
|----------------------|--|---|
| | (autoinjector): 45 mg / 0.5 mL, 90 mg / 1.0 mL | |
| Intravenous Infusion | <ul style="list-style-type: none"> Sterile solution in single-use vial 130 mg / 26 mL (5 mg/mL) | EDTA disodium salt dihydrate, L-histidine and L-histidine monohydrochloride monohydrate, L-methionine, polysorbate 80, sucrose, and water for injection |

Steqeyma/Steqeyma I.V. (ustekinumab) is supplied in the following presentations:

Steqeyma

Pre-filled Syringe:

- 45 mg / 0.5 mL
- 90 mg / 1.0 mL

Single-use Vial:

- 45 mg / 0.5 mL

Pre-filled Pen (Autoinjector):

- 45 mg / 0.5 mL
- 90 mg / 1.0 mL

Steqeyma I.V.

Single-use Vial:

- 130 mg / 26 mL

Steqeyma: 45 mg Pre-filled Syringe/Vial/Pre-filled Pen or 90 mg Pre-filled Syringe/Pre-filled Pen (Autoinjector)

Steqeyma is supplied as a single-use, sterile solution for subcutaneous injection in a single-dose (Type 1) glass syringe with a fixed 27G, half-inch needle and needle cover.

The syringe is fitted with a needle guard and supplied as a pre-filled syringe with safety guard. The syringe is also assembled and supplied as a pre-filled pen with automatic needle guard.

Steqeyma is also supplied as a sterile solution for subcutaneous injection in a single-use (Type 1) glass vial with a coated stopper. The pre-filled syringe/vial/pre-filled pen and all its components are not made with natural rubber latex.

The solution is clear to slightly opalescent, colourless to pale yellow with a pH of approximately 5.7. Each mL of Steqeyma contains 90 mg of ustekinumab. Steqeyma does not contain preservatives.

There are two strengths of Steqeyma available: 45 mg of ustekinumab in 0.5 mL and 90 mg of ustekinumab in 1.0 mL.

Steqeyma is available in single unit packaging presentations.

Steqeyma I.V.: 130 mg Vial

Steqeyma I.V., 130 mg vial, is supplied as a sterile solution for intravenous infusion in a single-use (Type 1) glass vial. The vial and its components are not made with natural rubber latex.

The solution is clear to slightly opalescent, colourless to pale yellow with a pH of approximately 5.7. Each mL of Steqeyma I.V. contains 5.0 mg of ustekinumab. Steqeyma I.V. does not contain preservatives.

Steqeyma I.V. is available in one strength, 130 mg in 26 mL, and packaged as 1 single use vial.

7 WARNINGS AND PRECAUTIONS**General*****Infections***

Ustekinumab is a selective immunomodulator and may have the potential to increase the risk of infections and reactivate latent infections.

Ustekinumab should not be given to patients with any clinically important active infection. If a patient develops a serious infection they should be closely monitored and ustekinumab should not be administered until the infection resolves or is adequately treated. Caution should be exercised when considering the use of ustekinumab in patients with a chronic infection or a history of recurrent infection. Patients should be instructed to seek medical advice if signs or symptoms suggestive of an infection occur.

Prior to initiating treatment with ustekinumab, patients should be evaluated for tuberculosis infection. ustekinumab should not be given to patients with active tuberculosis. Treatment of latent tuberculosis infection should be initiated prior to administering ustekinumab. Anti-tuberculosis therapy should also be considered prior to initiation of ustekinumab in patients with a past history of latent or active tuberculosis in whom an adequate course of treatment cannot be confirmed. In clinical studies, patients with latent tuberculosis who were concurrently treated with isoniazid did not develop tuberculosis. Patients receiving ustekinumab should be monitored closely for signs and symptoms of active tuberculosis during and after treatment.

In clinical studies, serious bacterial, fungal, and viral infections were observed in subjects receiving ustekinumab. Serious infections requiring hospitalization occurred in the psoriasis, psoriatic arthritis, Crohn's disease and ulcerative colitis development programs. In the psoriasis and psoriatic arthritis programs serious infections included diverticulitis, cellulitis, pneumonia, appendicitis, cholecystitis and sepsis. In the Crohn's disease program, serious infections included anal abscess, gastroenteritis, pneumonia and sepsis. Other clinically important infections included listeria meningitis and ophthalmic herpes which were reported in one patient each. In the ulcerative colitis program, serious infections included gastroenteritis and pneumonia (see [8 ADVERSE REACTIONS](#)).

Carcinogenesis and Genotoxicity***Malignancies***

Ustekinumab is a selective immunomodulator. Immunomodulating agents have the potential to increase the risk of malignancy. Some patients who received ustekinumab in clinical studies developed malignancies (see [8.2 Clinical Trial Adverse Reactions, Malignancies](#)).

Ustekinumab has not been studied in patients with a history of malignancy. Caution should be exercised when considering the use of ustekinumab in patients with a history of malignancy or when considering continuing treatment in patients who develop a malignancy.

All patients, in particular those greater than 60 years of age, those with a medical history of prolonged immunosuppressant therapy or those with a history of PUVA treatment, should be monitored for the appearance of skin cancer (see [8 ADVERSE REACTIONS](#)).

Hepatic/Biliary/Pancreatic

Specific studies have not been conducted in patients with hepatic insufficiency.

Immune

Immunization

It is recommended that live viral or bacterial vaccines not be given concurrently with ustekinumab. No data are available on the secondary transmission of infection by live vaccines in patients receiving ustekinumab. Caution is advised when administering some live vaccines to household contacts of patients receiving ustekinumab because of the potential risk for shedding from the household contact and transmission to the patient. Patients receiving ustekinumab may receive concurrent inactivated or non-live vaccinations (see [9.4 Drug-Drug Interactions, Live Vaccines](#)).

Prior to initiating therapy with ustekinumab, patients should receive all immunizations appropriate for age as recommended by current immunization guidelines. Long term treatment with ustekinumab does not appear to suppress the immune response to pneumococcal polysaccharide or tetanus vaccines polysaccharide or tetanus vaccines. During the long-term extension of a Phase 3 psoriasis study (PHOENIX 2), patients treated with ustekinumab for at least 3.5 years mounted similar antibody responses to both pneumococcal polysaccharide and tetanus vaccines as a non-systemically treated psoriasis control group. Similar proportions of patients developed protective levels of anti-pneumococcal and anti-tetanus antibodies and antibody titers were similar among ustekinumab-treated and control patients. However, non-live vaccinations received during a course of ustekinumab may not elicit an immune response sufficient to prevent disease.

Infant exposure in utero

For infants exposed in utero to ustekinumab, a six month waiting period following birth is recommended before the administration of live vaccines. Administration of a live vaccine prior to 6 months of age may be considered if ustekinumab serum levels are undetectable in the infant, or the benefit of the vaccination clearly outweighs the risk of administration of live vaccines to the infant (see [7 WARNINGS AND PRECAUTIONS, Immune, Immunization](#)).

Concomitant immunosuppressive therapy

In the Phase 3 psoriasis studies, the safety and efficacy of ustekinumab in combination with immunosuppressive agents or phototherapy have not been evaluated. In the Phase 3 psoriatic arthritis studies, concomitant methotrexate did not appear to influence the safety of ustekinumab. In Crohn's disease and ulcerative colitis studies, concomitant use of immunomodulators (6-mercaptopurine (6-MP), azathioprine (AZA), MTX) or corticosteroids did not appear to influence the overall safety of Ustekinumab/Ustekinumab I.V. Caution should be exercised when considering concomitant use of immunosuppressive agents and Ustekinumab/Ustekinumab I.V. or when transitioning from other biologic agents (see [9.4 Drug-Drug Interactions, Immunosuppressants](#)).

Immunotherapy

Ustekinumab has not been evaluated in patients who have undergone allergy immunotherapy. Ustekinumab may affect allergy immunotherapy. Caution should be exercised in patients receiving or who have received allergy immunotherapy particularly for anaphylaxis.

Neurologic

Reversible Posterior Leukoencephalopathy Syndrome

One case of reversible posterior leukoencephalopathy syndrome (RPLS) was observed during the clinical development programs which included 6709 ustekinumab-treated subjects. The subject, who had received 12 doses of ustekinumab over approximately two and a half years, presented with headache, seizures and confusion in the setting of alcohol abuse. No additional ustekinumab injections were administered and the subject fully recovered with appropriate treatment.

RPLS is a neurological disorder, which is not caused by demyelination or a known infectious agent. RPLS can present with headache, seizures, confusion and visual disturbances. Conditions with which it has been associated include preeclampsia, acute hypertension, cytotoxic agents, immunosuppressive therapy and alcohol abuse. Fatal outcomes have been reported.

If RPLS is suspected, administer appropriate treatment and discontinue ustekinumab.

Renal

Specific studies have not been conducted in patients with renal insufficiency.

Reproductive Health

Women of Childbearing Potential: It is not known whether ustekinumab can affect reproductive potential. Women of childbearing potential initiating treatment with Ustekinumab/Ustekinumab I.V. should use effective methods of contraception and should receive preconception counselling before planning a pregnancy in accordance with disease specific clinical guidelines. Ustekinumab remains in the circulation for approximately 15 weeks after treatment. In clinical trials, women of childbearing potential were required to use effective methods of contraception during treatment and for at least 15 weeks after treatment (see [7.1.1 Pregnancy](#)).

Sensitivity/Resistance

Hypersensitivity Reactions

Systemic

In post-marketing experience, serious allergic reactions, including anaphylaxis and angioedema, have been reported. If an anaphylactic or other serious allergic reaction occurs, institute appropriate therapy and discontinue administration of ustekinumab (see [8 ADVERSE REACTIONS](#)).

Respiratory

Cases of allergic alveolitis and eosinophilic pneumonia have been reported during post-approval use of ustekinumab. Clinical presentations included cough, dyspnoea, and interstitial infiltrates following one to three doses. Serious outcomes have included respiratory failure and prolonged hospitalisation. Improvement has been reported after discontinuation of ustekinumab and also, in some cases, administration of corticosteroids. If infection has been excluded and diagnosis is confirmed, discontinue ustekinumab and institute appropriate treatment.

7.1 Special Populations

7.1.1 Pregnancy

There is no evidence from animal studies of teratogenicity, birth defects or developmental delays at dose levels up to approximately 45-fold higher than the highest equivalent dose intended to be administered to patients with psoriasis and psoriatic arthritis (see [16 NON-CLINICAL TOXICOLOGY, Reproductive and Developmental Toxicology](#)). However, animal reproductive and developmental studies are not always predictive of human response.

While it is known that human IgG antibodies, like ustekinumab, cross the placenta, no adequate and well-controlled studies have been conducted with ustekinumab in human pregnancy. An analysis of a global pharmacovigilance database, which included spontaneous and solicited reports, and both prospective and retrospective reporting, found an overall incidence of congenital anomalies of 4.6% (66/1,450, 95% CI 3.5%, 5.8%) among live births in pregnancies exposed to ustekinumab with known outcomes and an incidence of major congenital anomalies of 2.6% (37/1,450, 95% CI 1.8%, 3.5%). Limitations such as the lack of comparators and the variability of outcome ascertainment limit the ability to draw definitive conclusions about drug-related effects.

The decision to continue ustekinumab during pregnancy should be carefully evaluated taking into consideration clinical practice guidelines to ensure the safety of the pregnant woman and the fetus. Ustekinumab should be given to a pregnant woman only if the benefit clearly outweighs the risk.

7.1.2 Breastfeeding

Limited data from published literature suggests that ustekinumab is excreted in human breast milk in small amounts and it is not known if ustekinumab is absorbed systemically after ingestion. Because of the potential for adverse reactions in nursing infants from ustekinumab, a decision should be made whether to discontinue nursing or to discontinue the drug.

7.1.3 Pediatrics

Pediatrics (< 18 years of age): The efficacy of ustekinumab has been studied in 110 plaque psoriasis patients 12-17 years of age where the majority of patients (77/110) were 15-17 years of age. The efficacy of ustekinumab was studied in 44 plaque psoriasis patients 6-11 years of age where half of the patients (22/44) were 6-9 years of age. Studies of ustekinumab in pediatric plaque psoriasis patients below 6 years of age have not been conducted (see [14.1 Clinical Trials by Indication, Pediatric Plaque Psoriasis \(6 to 17 years of age\)](#)**Pediatric Plaque Psoriasis (6 to 17 years of age)**).

Pediatric studies of Ustekinumab I.V. have not been conducted. No studies have been conducted in pediatric patients with psoriatic arthritis, Crohn's disease. or ulcerative colitis.

7.1.4 Geriatrics

Geriatrics (> 65 years of age): Of the 6709 patients exposed to ustekinumab in clinical trials, a total of 353 were 65 years or older (183 patients with psoriasis, 69 patients with psoriatic arthritis, 58 patients with Crohn's disease and 43 patients with ulcerative colitis). No major age- related differences in clearance or volume of distribution were observed in clinical studies.

Although no overall differences in safety and efficacy were observed between older and younger patients in clinical studies in approved indications, the number of patients aged 65 and over is not sufficient to determine whether they respond differently from younger patients.

Patients over 60 years of age should be closely monitored for skin cancer (see [7 WARNINGS AND PRECAUTIONS, Carcinogenesis and Mutagenesis](#)).

8 ADVERSE REACTIONS

8.1 Adverse Reaction Overview

The most common adverse reactions (> 5%) in controlled periods of the clinical studies with ustekinumab among all indications were nasopharyngitis, and headache. Most were considered to be mild and did not necessitate drug discontinuation. The overall safety profile of ustekinumab was similar for patients among all indications. Serious infections and malignancies were also reported in clinical studies (see [8.2 Clinical Trial Adverse Reactions, Infections and Malignancies](#)).

8.2 Clinical Trial Adverse Reactions

Clinical trials are conducted under very specific conditions. The adverse reaction rates observed in the clinical trials; therefore, may not reflect the rates observed in practice and should not be compared to the rates in the clinical trials of another drug. Adverse reaction information from clinical trials may be useful in identifying and approximating rates of adverse drug reactions in real-world use.

Adults

The safety data described below reflect exposure to ustekinumab in 14 Phase 2 and Phase 3 studies in 6709 patients (4135 with psoriasis and/or psoriatic arthritis, 1749 with Crohn's disease, and 825 with ulcerative colitis) including 4577 exposed for at least 6 months, 3253 exposed for at least 1 year, 1482 exposed for at least 4 years and 838 for at least 5 years.

Psoriasis and Psoriatic Arthritis

The safety data described below reflect exposure to ustekinumab in 7 phase 2 and phase 3 studies in 4135 adult patients with psoriasis and/or psoriatic arthritis, including 3256 exposed for at least 6 months, 1482 exposed for at least 4 years and 838 for at least 5 years.

Table 5 summarizes the adverse reactions that occurred at a rate of at least 1% in the ustekinumab group during the placebo-controlled period of the Phase 3 studies (PHOENIX 1, PHOENIX 2, PSUMMIT 1 and PSUMMIT 2).

Table 5: Adverse reactions reported by > 1% of patients during the placebo-controlled period of PHOENIX 1 and 2 and PSUMMIT 1 and 2*

| System Organ Class Preferred Term | Placebo | ustekinumab | |
|---|-----------|-------------|-----------|
| | | 45 mg | 90 mg |
| Patients treated | 974 | 972 | 974 |
| General disorders and administration site conditions | | | |
| Fatigue | 16 (1.6%) | 24 (2.5%) | 24 (2.5%) |
| Injection site erythema | 6 (0.6%) | 8 (0.8%) | 16 (1.6%) |
| Infections and infestations | | | |
| Nasopharyngitis | 64 (6.6%) | 72 (7.4%) | 70 (7.2%) |
| Upper respiratory tract infection | 44 (4.5%) | 46 (4.7%) | 40 (4.1%) |
| Dental Infection | 2 (0.2%) | 9 (0.9%) | 10 (1.0%) |
| Musculoskeletal and connective tissue disorders | | | |
| Arthralgia | 23 (2.4%) | 30 (3.1%) | 26 (2.7%) |
| Back pain | 9 (0.9%) | 12 (1.2%) | 19 (2.0%) |
| Myalgia | 5 (0.5%) | 8 (0.8%) | 11 (1.1%) |
| Nervous system disorders | | | |
| Headache | 29 (3.0%) | 48 (4.9%) | 41 (4.2%) |
| Dizziness | 9 (0.9%) | 11 (1.1%) | 13 (1.3%) |
| Respiratory, thoracic and mediastinal disorders | | | |
| Oropharyngeal pain | 9 (0.9%) | 16 (1.6%) | 15 (1.5%) |
| Gastrointestinal disorders | | | |

| | | | |
|---|-----------|-----------|-----------|
| Diarrhea | 15 (1.5%) | 22 (2.3%) | 18 (1.8%) |
| Nausea | 10 (1.0%) | 18 (1.9%) | 15 (1.5%) |
| Skin and subcutaneous tissue disorders | | | |
| Pruritus | 9 (0.9%) | 14 (1.4%) | 12 (1.2%) |

*Placebo controlled periods are through Week 12 in PHOENIX 1 AND 2 and through Week 16 in PSUMMIT 1 and 2.

Table 6 present the rates at which the ustekinumab ADRs occurred in treatment groups in the ACCEPT trial.

Table 6: Adverse drug reactions reported by ≥ 1% of patients through Week 12 in ACCEPT

| System Organ Class Preferred Term | ENBREL® (etanercept) | ustekinumab | |
|---|-------------------------|-------------|------------|
| | | 45 mg | 90 mg |
| Patients treated | 347 | 209 | 347 |
| General disorders and administration site conditions | | | |
| Injection site erythema | 51 (14.7%) | 2 (1.0%) | 2 (0.6%) |
| Fatigue | 13 (3.7%) | 8 (3.8%) | 19 (5.5%) |
| Infections and infestations | | | |
| Nasopharyngitis | 29 (8.4%) | 21 (10.0%) | 34 (9.8%) |
| Upper respiratory tract infection | 20 (5.8%) | 13 (6.2%) | 22 (6.3%) |
| Musculoskeletal and connective tissue disorders | | | |
| Arthralgia | 9 (2.6%) | 11 (5.3%) | 10 (2.9%) |
| Back pain | 7 (2.0%) | 14 (6.7%) | 15 (4.3%) |
| Myalgia | 7 (2.0%) | 3 (1.4%) | 7 (2.0%) |
| Nervous system disorders | | | |
| Headache | 38 (11.0%) | 31 (14.8%) | 41 (11.8%) |
| Dizziness | 8 (2.3%) | 3 (1.4%) | 6 (1.7%) |
| Respiratory, thoracic and mediastinal disorders | | | |
| Oropharyngeal pain | 14 (4.0%) | 5 (2.4%) | 14 (4.0%) |
| Gastrointestinal disorders | | | |
| Diarrhea | 9 (2.6%) | 8 (3.8%) | 9 (2.6%) |
| Nausea | 8 (2.3%) | 8 (3.8%) | 10 (2.9%) |
| Skin and subcutaneous tissue disorders | | | |

| | | | |
|----------|-----------|-----------|-----------|
| Pruritus | 14 (4.0%) | 12 (5.7%) | 16 (4.6%) |
|----------|-----------|-----------|-----------|

Crohn's Disease

In the three Phase 3 studies and two Phase 2 studies, 1749 subjects with Crohn's disease were exposed to ustekinumab, with 849 exposed for 6 months and 464 exposed for at least 1 year with a total 1106 subject-years of follow-up.

The safety of ustekinumab was assessed in three Phase 3 randomized, double-blind, placebo-controlled studies. Two 8-week IV induction studies (UNITI-1 and UNITI-2) were followed by a 44-week subcutaneous randomized withdrawal maintenance study (IM-UNITI) representing 52 weeks of therapy. The overall safety profile of ustekinumab was consistent with the safety profile seen in the psoriasis and psoriatic arthritis clinical studies with the exception of new adverse drug reactions of acne, asthenia, vomiting and vulvovaginal mycotic infections.

The safety profile remained generally consistent throughout the Week 272 safety analysis.

Table 7: Adverse drug reactions reported by $\geq 1\%$ [#] of Ustekinumab I.V. treated patients UNITI-1 and UNITI-2 Induction Studies through Week 8

| Patients Treated | Placebo (n=466) | Ustekinumab I.V. ~6mg/kg[‡] (n=470) |
|---|----------------------------|---|
| Treatment Emergent Adverse Events (SOC/preferred term) | | |
| Gastrointestinal disorders | | |
| Nausea | 22 (4.7%) | 25 (5.3%) |
| Vomiting | 12 (2.6%) | 20 (4.3%) |
| General disorders and administration site conditions | | |
| Asthenia | 2 (0.4%) | 7 (1.5%) |
| Infections and infestations | | |
| Nasopharyngitis | 23 (4.9%) | 25 (5.3%) |
| Musculoskeletal and connective tissue disorders | | |
| Arthralgia | 22 (4.7%) | 24 (5.1%) |
| Back Pain | 9 (1.9%) | 10 (2.1%) |
| Skin and subcutaneous tissue disorders | | |
| Pruritus | 2 (0.4%) | 7 (1.5%) |
| Acne | 2 (0.4%) | 5 (1.1%) |

[#] $\geq 1\%$ and more frequently with ustekinumab than placebo

[‡] tiered weight-based dose approximating 6 mg/kg (see [4 DOSAGE AND ADMINISTRATION](#), Table 2)

Table 8: Adverse drug reactions reported by $\geq 1\%$ * of patients in any ustekinumab-treated groups IM-UNITI study through Week 0 to Week 44 of maintenance

| Patients Treated | Placebo (n=133) | Ustekinumab 90 mg | |
|---|--------------------|-------------------|----------------|
| | | Q12w (n=132) | Q8w (n=131) |
| Treatment Emergent Adverse Events (SOC/preferred term) | | | |
| Gastrointestinal system disorders | | | |
| Diarrhea | 7 (5.3%) | 11 (8.3%) | 5 (3.8%) |
| Nausea | 9 (6.8%) | 10 (7.6%) | 4 (3.1%) |
| General disorders and administration site conditions | | | |
| Fatigue | 6 (4.5%) | 8 (6.1%) | 6 (4.6%) |
| Injection site erythema | 0 | 1 (0.8%) | 7 (5.3%) |
| Injection site pain | 1 (0.8%) | 2 (1.5%) | 0 |
| Infections and Infestations | | | |
| Nasopharyngitis | 10 (7.5%) | 17 (12.9%) | 14 (10.7%) |
| Vulvovaginal mycotic infection (including candidiasis) | 1 (0.8%) | 1 (0.8%) | 6 (4.6%) |
| Musculoskeletal and connective tissue disorder | | | |
| Arthralgia | 19 (14.3%) | 22 (16.7%) | 18 (13.7%) |
| Back pain | 6 (4.5%) | 5 (3.8%) | 6 (4.6%) |
| Myalgia | 1 (0.8%) | 5 (3.8%) | 1 (0.8%) |
| Nervous system disorder | | | |
| Headache | 15 (11.3%) | 15 (11.4%) | 16 (12.2%) |
| Psychiatric disorders | | | |
| Depression | 2 (1.5%) | 3 (2.3%) | 2 (1.5%) |
| Skin and subcutaneous tissue disorder | | | |
| Pruritus | 3 (2.3%) | 2 (1.5%) | 5 (3.8%) |
| Acne | 1 (0.8%) | 1 (0.8%) | 2 (1.5%) |

* $\geq 1\%$ and more frequently with either Ustekinumab 90 mg q12w or Ustekinumab 90 mg q8w than placebo

Ulcerative Colitis

The safety of ustekinumab was evaluated in two randomized, double-blind, placebo- controlled studies (UNIFI-I and UNIFI-M) in 960 adult patients with moderately to severely active ulcerative colitis. The

overall safety profile was similar for patients with psoriasis, psoriatic arthritis, Crohn's disease and ulcerative colitis.

The safety profile remained generally consistent throughout the Week 96 safety analysis.

Table 9: Adverse drug reactions reported by $\geq 1\%$ of Ustekinumab I.V. treated patients in the ulcerative colitis induction study (UNIFI-I) through Week 8

| Patients Treated | Placebo (n=319) | Ustekinumab I.V. ~6mg/kg* (n=320) |
|---|-----------------|--------------------------------------|
| Treatment Emergent Adverse Events (SOC/preferred term) | | |
| Gastrointestinal disorders | | |
| Vomiting | 1 (0.3%) | 4 (1.3%) |
| General disorders and administration site conditions | | |
| Fatigue | 5 (1.6%) | 8 (2.5%) |
| Infections and infestations | | |
| Nasopharyngitis | 9 (2.8%) | 18 (5.6%) |
| Musculoskeletal and connective tissue disorders | | |
| Arthralgia | 3 (0.9%) | 6 (1.9%) |
| Nervous system | | |
| Dizziness | 1 (0.3%) | 4 (1.3%) |
| Respiratory, thoracic and mediastinal disorders | | |
| Oropharyngeal pain | 1 (0.3%) | 8 (2.5%) |

$\geq 1\%$ and more frequently with ustekinumab than placebo

* tiered weight-based dose approximating 6 mg/kg (see [4 DOSAGE AND ADMINISTRATION](#), Table 1)

Table 10: Adverse drug reactions reported by $\geq 1\%$ of patients in any ustekinumab-treated patients in the ulcerative colitis maintenance study (UNIFI-M) through Week 0 to Week 44 of maintenance

| Patients Treated | Placebo (n=175) | Ustekinumab 90 mg | |
|---|--------------------|-------------------|----------------|
| | | Q12w (n=172) | Q8w (n=176) |
| Treatment Emergent Adverse Events (SOC/preferred term) | | | |
| Gastrointestinal system disorders | | | |
| Diarrhea | 2 (1.1%) | 5 (2.9%) | 7 (4.0%) |

| | | | |
|---|------------|------------|------------|
| Nausea | 4 (2.3%) | 4 (2.3%) | 6 (3.4%) |
| General disorders and administration site conditions | | | |
| Fatigue | 4 (2.3%) | 4 (2.3%) | 7 (4.0%) |
| Injection site erythema | 1 (0.6%) | 1 (0.6%) | 3 (1.7%) |
| Infections and Infestations | | | |
| Nasopharyngitis | 28 (16.0%) | 31 (18.0%) | 26 (14.8%) |
| Upper respiratory tract infection | 8 (4.6%) | 5 (2.9%) | 16 (9.1%) |
| Sinusitis | 2 (1.1%) | 2 (1.2%) | 7 (4.0%) |
| Musculoskeletal and connective tissue disorder | | | |
| Arthralgia | 15 (8.6%) | 15 (8.7%) | 8 (4.5%) |
| Nervous system disorder | | | |
| Dizziness | 0 (0%) | 0 (0%) | 3 (1.7%) |
| Headache | 7 (4.0%) | 11 (6.4%) | 18 (10.2%) |
| Psychiatric disorders | | | |
| Depression | 1 (0.6%) | 2 (1.2%) | 1 (0.6%) |
| Respiratory, thoracic and mediastinal disorders | | | |
| Nasal congestion | 0 (0%) | 0 (0%) | 3 (1.7%) |
| Oropharyngeal pain | 5 (2.9%) | 4 (2.3%) | 7 (4.0%) |
| Skin and subcutaneous tissue disorder | | | |
| Acne | 0 (0%) | 2 (1.2%) | 3 (1.7%) |

* $\geq 1\%$ and more frequently with either ustekinumab 90 mg q12w or ustekinumab 90 mg q8w than placebo

Infections:

In placebo-controlled studies of patients with psoriasis, psoriatic arthritis, Crohn's disease and ulcerative colitis, the rates of infection or serious infection were similar between ustekinumab-treated patients and those treated with placebo. In the placebo-controlled period of these clinical studies, the rate of infection was 1.36 per patient-year of follow-up in ustekinumab-treated patients, and 1.34 per patient-year of follow-up in placebo-treated patients. Serious infections occurred at a rate of 0.03 per patient-year of follow-up in ustekinumab-treated patients (30 serious infections in 930 patient-years of follow-up) and 0.03 per patient-year of follow-up in placebo-treated patients (15 serious infections in 434 patient-years of follow-up) (see [7 WARNINGS AND PRECAUTIONS](#)).

In the controlled and non-controlled portions of placebo-controlled psoriasis, psoriatic arthritis, Crohn's disease and ulcerative colitis clinical studies representing 11,581 patient-years of exposure in 6,709 patients, the median follow-up was 1.0 years; 1.1 years for psoriatic disease studies, and 0.6 year for

Crohn's disease studies and 1.0 years for ulcerative colitis studies. The rate of infection was 0.91 per patient-year of follow-up in ustekinumab-treated patients. The rate of serious infections was 0.02 per patient-year of follow-up in ustekinumab-treated patients (199 serious infections in 11581 patient-years of follow-up) and included pneumonia, anal abscess, sepsis, cellulitis, diverticulitis, gastroenteritis and viral infections.

Malignancies:

In the placebo-controlled period of the psoriasis, psoriatic arthritis, Crohn's disease and ulcerative colitis clinical studies, the incidence of non-melanoma skin cancer was 0.43 per 100 patient-years of follow-up for ustekinumab-treated patients (4 patients in 929 patient-years of follow-up) compared with 0.46 per 100 patient-years of follow-up for placebo-treated patients (2 patient in 433 patient-years of follow-up) during the placebo-controlled periods. In a Phase 3 clinical trial (ACCEPT) comparing ustekinumab and etanercept for the treatment of moderate to severe plaque psoriasis, 209 patients received ustekinumab 45 mg, 347 patients received ustekinumab 90 mg, and 347 patients received etanercept. Through Week 12, three (0.5%) subjects in the ustekinumab groups had a non-melanoma skin cancer detected in areas of psoriasis that had cleared with treatment. No skin cancers were observed in the etanercept group but due to the short treatment period, the possible pre-existing malignancies and the differences in efficacy (see [14 CLINICAL TRIALS](#)), the clinical relevance has not been established.

The incidence of malignancies excluding non-melanoma skin cancer was 0.11 per 100 patient-years of follow-up for ustekinumab-treated patients (1 patient in 929 patient-years of follow-up) compared with 0.23 per 100 patient-years of follow-up for placebo-treated patients (1 patient in 434 patient-years of follow-up) during the placebo-controlled periods. In the ACCEPT trial, through Week 12, one subject (0.2%) with a familial history of breast cancer was diagnosed with breast cancer versus no malignancies in the etanercept group.

In the controlled and non-controlled periods of psoriasis, psoriatic arthritis, Crohn's disease and ulcerative colitis clinical studies representing 11,561 patient-years of exposure in 6709 patients, the median follow-up was 1.0 years; 1.1 years for psoriatic disease studies, 0.6 year for Crohn's disease studies and 1.0 years for ulcerative colitis studies. Malignancies excluding non-melanoma skin cancers were reported in 62 patients in 11561 patient-years of follow-up. This represents an incidence of 0.54 per 100 patients-years of follow-up for ustekinumab-treated patients. This rate of malignancies reported in ustekinumab-treated patients was comparable to the rate expected in the general population (standardized incidence ratio = 0.93 [95% confidence interval: 0.71,1.20]). The most frequently observed malignancies, other than non-melanoma skin cancer, were prostate (16), colorectal (7), melanoma (6), and breast (5).

The incidence of non-melanoma skin cancer was 0.49 per 100 patient-years of follow-up for ustekinumab-treated patients (56 patients in 11545 patient-years of follow-up). The ratio of patients with basal versus squamous cell skin cancers (3:1) is comparable with the ratio expected in the general population.

Among 1569 patients exposed to Ustekinumab for at least 3 years, 0.9% (n= 14) of patients reported NMSC and 1.4% (n=22) of patients reported malignancies excluding NMSC. This represents an incidence of 0.18 and 0.29 per 100 patient-years of follow-up for NMSC and malignancies excluding NMSC, respectively.

Hypersensitivity and Infusion Reactions:**Subcutaneous Administration**

During the controlled periods of the psoriasis and psoriatic arthritis clinical studies of ustekinumab, rash and urticaria have each been observed in < 1% of patients.

In the maintenance Crohn's disease study, 1.7% of patients reported a placebo injection-site reaction and 3.0% reported a ustekinumab injection-site reaction.

Intravenous Administration

In Crohn's disease and ulcerative colitis induction studies, no events of anaphylaxis or other serious infusion reactions were reported. In these studies, 2.2% of 785 placebo treated patients and 1.9% of 790 patients treated with the recommended dose of ustekinumab I.V. reported adverse events occurring during or within an hour of the infusion.

Immunogenicity:

In psoriasis and psoriatic arthritis clinical studies, up to 12.4% of patients treated with ustekinumab developed antibodies to ustekinumab. In Crohn's disease and ulcerative colitis clinical studies, 2.9% and 4.6% of patients, respectively, developed antibodies to ustekinumab when treated with ustekinumab for approximately 1 year. No apparent association between the development of antibodies to ustekinumab and the development of injection site reactions was observed. 123 of 168 (73%) of psoriasis and psoriatic arthritis patients who were positive for antibodies to ustekinumab had neutralizing antibodies. Patients positive for antibodies to ustekinumab exhibited mean or median serum levels of ustekinumab that were consistently lower than those in patients negative or undetectable for antibodies to ustekinumab and tended to have lower efficacy; however, antibody positivity did not preclude a clinical response.

Immunogenicity tests are generally product-specific. Comparison of antibody rates to those from other products, or comparison of the incidence of antibodies between different tests without cross-validation is not appropriate.

8.2.1 Clinical Trial Adverse Reactions - Pediatrics**Pediatric Patients with Psoriasis**

The safety of ustekinumab has been studied in two phase 3 studies of pediatric patients with moderate to severe plaque psoriasis. The first study was in 110 patients from 12 to 17 years of age treated for up to 60 weeks (CADMUS). The second study was in 44 patients from 6 to 11 years of age treated for up to 56 weeks (CADMUS Jr.). In general, the adverse events reported in these two studies were similar to those seen in previous studies in adults with plaque psoriasis.

Pediatrics (12 to 17 years of age)

Table 11: Adverse reactions reported by > 5% of patients during the placebo-controlled period of CADMUS

| Patients Treated | Placebo | Ustekinumab |
|------------------|---------|-------------|
|------------------|---------|-------------|

| | (n=37) | Half Standard Dosage (n=37) | Standard Dosage (n=36) |
|--|----------|--------------------------------|---------------------------|
| Gastrointestinal system disorders | | | |
| Diarrhea | 0 | 0 | 2 (5.6%) |
| Injections and infestations | | | |
| Upper respiratory tract infection | 2 (5.4%) | 1 (2.7%) | 3 (8.3%) |
| Nervous system disorders | | | |
| Headache | 2 (5.4%) | 4 (10.8%) | 3 (8.3%) |

Pediatrics (6 to 11 years of age)

No new safety issues were identified in pediatric patients 6 to 11 years of age and the observed safety profile in these pediatric patients was similar to the safety profile observed in ustekinumab- treated adolescent patients 12 to 17 years of age.

8.3 Less Common Clinical Trial Adverse Reactions

The following adverse reactions occurred at rates less than 1% during the controlled period of ustekinumab clinical trials:

General disorders and administration site conditions: injection site reactions (including swelling, pruritus, induration, hemorrhage, hematoma), asthenia

Infections and infestations: cellulitis, herpes zoster, viral upper respiratory tract infections, vulvovaginal mycotic infections, dental infections

Psychiatric disorders: depression

Respiratory, thoracic and mediastinal disorders: nasal congestion

Skin and Subcutaneous tissue disorders: acne

8.4 Abnormal Laboratory Findings: Hematologic, Clinical Chemistry and Other Quantitative Data

During the placebo-controlled period of the Phase 2 and Phase 3 psoriasis studies (through week 12), an increase in non-fasting blood glucose levels was observed, as shown in Table 10. The clinical significance of these changes in glucose is unknown. No such increase in fasting blood glucose levels was observed in the same subjects.

Table 12: Proportion of patients with elevated non-fasting blood glucose levels in clinical trials

| Increase in non-fasting blood glucose levels | Placebo n(%) | Combined ustekinumab group n(%) |
|--|-----------------|------------------------------------|
| Number of Patients | 730 | 1580 |
| Subjects with any abnormal value | 49 (6.7%) | 83 (5.3%) |
| Subjects with > 1 abnormal value | 9 (1.2%) | 35 (2.2 %) |

8.5 Post-Market Adverse Reactions

Additional adverse events reported from worldwide post-marketing experience with ustekinumab are included in Table 11. Because these events are reported voluntarily from a population of uncertain size, it is not always possible to reliably estimate their frequency or establish a causal relationship to ustekinumab exposure.

Table 13: Post-marketing Reports

| | |
|---|---|
| Immune system disorders | Hypersensitivity reactions (including rash, urticaria) Serious allergic reactions (including anaphylaxis and angioedema) |
| Infections and infestations | Lower respiratory tract infection |
| Respiratory, thoracic and mediastinal disorders | Allergic alveolitis, eosinophilic pneumonia |
| Skin and subcutaneous tissue disorders | Pustular psoriasis Exfoliative dermatitis, erythrodermic psoriasis, hypersensitivity vasculitis |

9 DRUG INTERACTIONS

9.2 Drug Interactions Overview

Specific drug interaction studies have not been conducted with ustekinumab.

In population pharmacokinetic analysis, the effect of the most frequently used concomitant medications in patients with psoriasis (including paracetamol/acetaminophen, ibuprofen, acetylsalicylic acid, metformin, atorvastatin, naproxen, levothyroxine, hydrochlorothiazide, and influenza vaccine) on pharmacokinetics of ustekinumab was explored and none of the concomitant medications exerted significant impact. In psoriatic arthritis studies, concomitant MTX use did not appear to influence the pharmacokinetics of ustekinumab. In Crohn's disease and ulcerative colitis induction studies, immunomodulators (6-MP, AZA, MTX) were used concomitantly in approximately 30% of patients and corticosteroids were used concomitantly in approximately 40% and 50% of Crohn's disease and ulcerative colitis patients, respectively. Use of these concomitant therapies did not appear to influence the pharmacokinetics of ustekinumab.

9.3 Drug-Behaviour Interactions

The pharmacokinetics of ustekinumab were not impacted by the use of tobacco or alcohol.

9.4 Drug-Drug Interactions

Live Vaccines

Live vaccines should not be given concurrently with ustekinumab (see [7 WARNINGS AND PRECAUTIONS, Immune, Immunization](#)). Information regarding the administration of live vaccines in infants exposed to ustekinumab *in utero* is provided earlier in this product monograph (see [7 WARNINGS AND PRECAUTIONS, Immune, Infant exposure in utero](#)).

Immunosuppressants

The safety and efficacy of ustekinumab in combination with immunosuppressive agents or phototherapy have not been evaluated (see [7 WARNINGS AND PRECAUTIONS, Immune, Concomitant immunosuppressive therapy](#)).

CYP450 Substrates

The effects of IL-12 or IL-23 on the regulation of CYP450 enzymes were evaluated in an *in vitro* study using human hepatocytes, which showed that IL-12 and/or IL-23 at levels of 10 ng/mL did not alter human CYP450 enzyme activities (CYP1A2, 2B6, 2C9, 2C19, 2D6, or 3A4). The clinical significance of this is not known, although these results do not suggest the need for dose adjustments in patients who are receiving concomitant CYP450 substrates.

9.5 Drug-Food Interactions

Interactions with food have not been established.

9.6 Drug-Herb Interactions

Interactions with herbal products have not been established.

9.7 Drug-Laboratory Test Interactions

Interactions with laboratory tests have not been established.

10 CLINICAL PHARMACOLOGY

10.1 Mechanism of Action

Ustekinumab is a fully human IgG1 κ monoclonal antibody, a first-in-class agent that binds with specificity to the shared p40 protein subunit of human cytokines interleukin IL-12 and IL-23.

Ustekinumab inhibits the bioactivity of human IL-12 and IL-23 by preventing p40 from binding to the IL-12R β 1 receptor protein expressed on the surface of immune cells. Ustekinumab cannot bind to IL-12 or IL-23 that is already bound to IL-12R β 1 cell surface receptors. Thus, ustekinumab is not likely to

contribute to complement or antibody-mediated cytotoxicity of cells expressing IL-12 and/or IL-23 receptors.

IL-12 and IL-23 are heterodimeric cytokines secreted by activated antigen-presenting cells, such as macrophages and dendritic cells. IL-12 stimulates natural killer (NK) cells and drives the differentiation of CD4+ T cells toward the T helper 1 (Th1) phenotype and stimulates interferon gamma (IFN γ) production. IL-23 induces the T helper 17 (Th17) pathway and promotes secretion of IL-17A, IL-21, and IL-22. Levels of IL-12 and IL-23 are elevated in the skin and blood of patients with psoriasis, and serum IL12/23p40 distinguishes patients with psoriatic arthritis from healthy individuals, implicating IL-12 and IL-23 in the pathophysiology of psoriatic inflammatory diseases. Genetic polymorphisms in IL23A, IL23R, and IL-12B genes confer susceptibility to these disorders. Additionally, IL-12 and IL-23 are highly expressed in lesional psoriatic skin, and IL-12-mediated induction of IFN γ correlates with psoriasis disease activity. IL-23 responsive T-cells have been found in the entheses in a mouse model of inflammatory arthritis, where IL-23 drives enthesal inflammation. In addition, there is pre-clinical evidence implicating IL-23 and downstream pathways in bone erosion and destruction through up-regulation of receptor activator of nuclear factor- κ B ligand (RANKL), which activates osteoclasts.

In patients with Crohn's disease, IL-12 and IL-23 are elevated in the intestines and lymph nodes.

By binding the shared p40 subunit of IL-12 and IL-23, ustekinumab may exert its clinical effects in psoriasis, psoriatic arthritis, Crohn's disease and ulcerative colitis through interruption of the Th1 and Th17 cytokine pathways, which have been implicated as contributors in the pathology of these diseases.

10.2 Pharmacodynamics

Treatment with ustekinumab resulted in significant improvement in histological measures of psoriasis including epidermal hyperplasia and cell proliferation. These results are consistent with the clinical efficacy observed. In patients with psoriasis and/or psoriatic arthritis ustekinumab had no apparent effect on the percentages of circulating immune cell populations including memory and naive T-cell subsets or circulating cytokine levels. Systemic markers of inflammation were measurable in the serum at baseline and 4 markers (MDC, VEGF, MCSF-1 and YKL-40) showed modest differences in concentration post-treatment in ustekinumab-treated patients as compared to placebo.

Treatment with ustekinumab resulted in a decrease in the gene expression of its molecular targets IL-12 and IL-23 as shown by analyses of mRNA obtained from lesional skin biopsies of psoriatic patients at baseline and up to two weeks post-treatment. In addition, ustekinumab down-regulated the gene expression of inflammatory cytokines and chemokines such as MCP-1, TNF-alpha, IP-10 and IL-8 in lesional skin biopsies. These results are consistent with the significant clinical benefit observed with ustekinumab treatment.

In psoriasis and psoriatic arthritis studies, clinical response (improvement in PASI or ACR measurements, respectively) appeared to be related to serum ustekinumab levels. Patients with psoriasis with higher PASI response had higher median serum concentrations of ustekinumab than those with lower clinical responses. In psoriasis studies, the proportion of patients with psoriasis who achieved PASI 75 response increased with increasing serum levels of ustekinumab. The proportion of patients who achieved PASI 75 response at Week 28 increased with increasing serum ustekinumab trough levels at Week 28. In psoriatic arthritis studies, patients achieving an ACR 20 response had higher median serum concentrations of ustekinumab than ACR 20 non-responders. The proportion of

patients who achieved ACR 20 and ACR 50 response increased with increasing serum levels of ustekinumab.

In patients with Crohn's disease and ulcerative colitis, treatment with ustekinumab/ustekinumab for injection resulted in a significant decrease in inflammatory markers including C-Reactive Protein (CRP) and fecal calprotectin. In patients with Crohn's disease, decrease in gene expression for IL-12R β 1 and IL-23 was observed in inflamed colon tissue in responders to ustekinumab for injection treatment while no significant changes were observed in placebo treated patients at Week 6.

10.3 Pharmacokinetics

The median pharmacokinetic parameters of ustekinumab following a single SC administration in adult patients with psoriasis are shown in Table 14. The pharmacokinetic parameters of ustekinumab (CL/F, V_z/F , and $t_{1/2}$) were generally comparable between 45 mg and 90 mg subcutaneous doses.

Table 14: Summary of Pharmacokinetic Parameters of Ustekinumab Following a Single 45 mg or 90 mg Subcutaneous Administration in Adult Patients with Psoriasis

| Dose | 45 mg | | | 90 mg | | |
|--------------------|-------|------------------------|-------------------------|-------|------------------------|-------------------------|
| | N | Median (Range) | Mean (\pm SD) | N | Median (Range) | Mean (\pm SD) |
| C_{max} (mcg/mL) | 22 | 2.4 (1.0, 5.4) | 2.7 (\pm 1.2) | 24 | 5.3 (1.2, 12.3) | 6.1 (\pm 3.6) |
| t_{max} (day) | 22 | 13.5 (1.9, 58.2) | 15.3 (\pm 13.5) | 24 | 7.0 (2.9, 27.1) | 9.9 (\pm 7.4) |
| AUC (mcg·day/mL) | 18 | 84.9 (31.2, 1261.9) | 196.7 (\pm 298.2) | 21 | 226.9 (57.1, 755.5) | 274.9 (\pm 206.5) |
| $t_{1/2}$ (day) | 18 | 19.8 (5.0, 353.6) | 45.6 (\pm 80.2) | 21 | 21.2 (13.6, 85.8) | 26.7 (\pm 19.3) |
| CL/F (mL/day/kg) | 18 | 5.3 (0.2, 12.9) | 5.8 (\pm 3.5) | 21 | 4.5 (1.5, 14.9) | 5.7 (\pm 3.6) |
| V_z/F (mL/kg) | 18 | 154.2 (32.6, 280.5) | 160.5 (\pm 64.5) | 21 | 160.5 (37.3, 354.1) | 178.7 (\pm 85.2) |

Source data: C0379T04 CSR

Dose Linearity: The systemic exposure of ustekinumab (C_{max} and AUC) increased in a linear manner following a single subcutaneous administration at doses ranging from approximately 24 mg to 240 mg in patients with psoriasis.

Single Dose vs. Multiple Doses: Serum concentration-time profiles of ustekinumab were generally predictable after single or multiple subcutaneous dose administrations on the basis of a one-

compartment model. In patients with psoriasis, steady-state serum concentrations of ustekinumab were achieved by Week 28 after initial subcutaneous doses at Weeks 0 and 4 followed by doses every 12 weeks. The median steady-state trough concentration ranged from 0.21 mcg/mL to 0.26 mcg/mL (45 mg; n = 242 to 390) and from 0.47 mcg/mL to 0.49 mcg/mL (90 mg; n = 236 to 386) in patients with psoriasis. There was no apparent accumulation in serum ustekinumab concentration over time when given subcutaneously every 12 weeks.

Population Pharmacokinetic Analysis

Of the demographic factors (e.g., gender, race, age, body size), baseline patient physical or biochemical characteristics, medical or medication history, or concomitant medications evaluated in a population pharmacokinetic analysis, only body weight, diabetes comorbidity, and positive immune response to ustekinumab were found to be important covariates affecting the systemic exposure to ustekinumab in patients with moderate to severe psoriasis. Body weight and positive immune response to ustekinumab were also found to be important covariates affecting the systemic exposure to ustekinumab in subjects with psoriatic arthritis. Clinical relevance of the effects of these important covariates, however, needs to be evaluated concurrently with clinical efficacy and safety data.

Absorption

The median time to reach the maximum serum concentration (t_{max}) was 8.5 days after a single 90 mg subcutaneous administration in healthy subjects (n = 30). The median t_{max} values of ustekinumab following a single subcutaneous administration of either 45 mg or 90 mg in patients with psoriasis were comparable to that observed in healthy subjects.

The absolute bioavailability (F) of ustekinumab following a single subcutaneous administration was estimated to be 57.2% in patients with psoriasis (n = 17).

Following the recommended IV induction dose, median peak serum ustekinumab concentration was 126.1 mcg/mL (IQ range 106.1 – 146.2 mcg/mL) in patients with Crohn's disease and 127.0 mcg/mL (IQ range 109.2 – 145.9 mcg/mL) in patient with ulcerative colitis. Starting at Week 8, subcutaneous maintenance dosing of 90 mg ustekinumab was administered every 8 or 12 weeks. Steady state ustekinumab concentration was achieved by the start of the second maintenance dose.

Following subcutaneous maintenance dosing of 90 mg ustekinumab every 8 weeks, median steady-state trough concentrations ranged from 1.97 mcg/mL to 2.24 mcg/mL in patients with Crohn's disease and 2.69 mcg/mL to 3.09 mcg/mL in patients with ulcerative colitis. Following subcutaneous maintenance dosing of 90 mg ustekinumab every 12 weeks, median steady state trough concentrations ranged from 0.61 mcg/mL to 0.76 mcg/mL in patients with Crohn's disease and 0.92 mcg/mL to 1.19 mcg/mL in patients with ulcerative colitis. The steady-state trough ustekinumab levels resulting from 90 mg ustekinumab every 8 weeks were associated with higher clinical remission rates as compared to the steady-state trough levels following 90 mg every 12 weeks.

Distribution

The median apparent volume of distribution during the terminal phase (V_z/F) following a single subcutaneous administration to patients with psoriasis ranged from 76 to 161 mL/kg (n = 4 to 21).

In a population pharmacokinetic analysis of ustekinumab in patients with Crohn's disease, the total volume of distribution at steady-state was 4.62 L and 4.44 L in patients with ulcerative colitis.

Metabolism

The exact metabolic pathway for ustekinumab is unknown.

Elimination

The median apparent clearance (CL/F) following a single subcutaneous administration to patients with psoriasis ranged from 2.7 to 5.3 mL/day/kg. The median half-life ($t_{1/2}$) of ustekinumab was approximately 3 weeks in patients with psoriasis and/or psoriatic arthritis, Crohn's disease and ulcerative colitis ranging from 15 to 32 days across all psoriasis and psoriatic arthritis studies (n = 4 to 55).

In a population pharmacokinetic analysis, the clearance of ustekinumab was 0.19 L/day (95% CI: 0.185, 0.197) in patients with Crohn's disease and 0.19 L/day (95% CI: 0.179, 0.192) in patients with ulcerative colitis with an estimated median terminal half-life of approximately 19 days in patients with Crohn's disease and ulcerative colitis.

Special Populations and Conditions

- **Pediatrics (< 18 years of age):** Studies of ustekinumab in pediatric patients with plaque psoriasis below 6 years of age have not been conducted. No pharmacokinetic data are available in pediatric patients with Crohn's disease or ulcerative colitis. Pediatric studies of ustekinumab I.V. have not been conducted.

Serum ustekinumab concentrations in plaque psoriasis patients 6 to 17 years of age, treated with the recommended weight-based dose were generally comparable to those in the adult psoriasis population treated with the adult dose.

- **Geriatrics (> 65 years of age):** No specific studies have been conducted in elderly patients. A population pharmacokinetic analysis indicated there were no apparent changes in CL/F and V/F estimates in patients \geq 65 years.
- **Sex, Ethnic Origin and Genetic Polymorphism:** The apparent clearance of ustekinumab was not impacted by sex, age, or race.
- **Hepatic Insufficiency:** No pharmacokinetic data are available in patients with impaired hepatic function.
- **Renal Insufficiency:** No pharmacokinetic data are available in patients with renal insufficiency.
- **Obesity:**

Impact of Weight on Pharmacokinetics:

Serum ustekinumab concentrations were affected by weight in patients with psoriasis and/or psoriatic arthritis. When given the same dose, patients of higher weight (> 100 kg) had lower median serum ustekinumab concentrations compared with those in patients of lower weight (\leq 100 kg). However, across doses, the median trough serum concentrations of ustekinumab in

patients with higher weight (> 100 kg) in the 90 mg group were comparable to those in patients with lower weight (\leq 100 kg) in the 45 mg group.

11 STORAGE, STABILITY AND DISPOSAL

Ustekinumab/Ustekinumab I.V. must be refrigerated at 2 to 8°C. Keep the product in the original carton to protect from light until the time of use. Do not freeze. Do not shake.

Pre-filled syringes /Pre-filled pens (autoinjector)

If needed, individual ustekinumab pre-filled syringes or pre-filled pens may be stored at room temperature up to 25°C for a maximum single period of up to 31 days in the original carton with protection from light.

Record the date when the pre-filled syringes or pre-filled pens are first removed from the refrigerator in the spaces provided on the outer carton. At any time before the end of this period at room temperature, the product can be returned to the refrigerator once up to the original expiry date. Discard the syringe or pen if not used within 31 days at room temperature storage or by the original expiry date, whichever is earlier.

Vials

If needed, individual 130 mg vials may be stored at room temperature up to 30°C for a maximum single period of up to 31 days in the original carton with protection from light.

If required, individual 45 mg vials may be stored at room temperature up to 30°C for a maximum single period of up to 15 days in the original carton with protection from light.

Record the date when the vial is first removed from the refrigerator and the new expiry date on the carton in the spaces provided. The new expiry date must not exceed the original expiry date printed on the carton. Once a vial has been stored at room temperature, it should not be returned to the refrigerator. Discard the vial if not used within specified period at room temperature storage.

If necessary, the diluted Steqeyma I.V. infusion solution may be stored for up to 48 hours refrigerated at 2-8°C or for up to 8 hours at room temperature (up to 25°C). Do not freeze. Discard any unused portion of the infusion solution.

12 SPECIAL HANDLING INSTRUCTIONS

Following administration of Steqeyma/Steqeyma I.V., discard any unused portion. The syringe or pre-filled pen should be disposed of in a puncture-resistant container for syringes and needles. Patients or caregivers should be instructed in the technique as well as proper syringe and needle disposal, and not to reuse these items.

PART 2: SCIENTIFIC INFORMATION

13 PHARMACEUTICAL INFORMATION

Drug Substance

STEQEYMA® / STEQEYMA® I.V. (ustekinumab)

Page 32 of 121

Non-proprietary name of the drug substance: ustekinumab

Chemical name: ustekinumab

Molecular Formula and molecular mass: Ustekinumab is a fully human IgG1 κ mAb, with an approximate molecular weight of 145,390 daltons.

Physicochemical properties: Steqeyma (ustekinumab) is clear to slightly opalescent, colourless to pale yellow with a pH of approximately 5.7. Steqeyma I.V. is clear to slightly opalescent with a pH of approximately 5.7.

Product characteristics

Steqeyma

Steqeyma (ustekinumab) is supplied as a single-use, sterile solution for subcutaneous injection in a single dose (Type 1 glass) syringe with a fixed 27G, half-inch needle and needle cover.

The syringe is fitted with a needle guard and supplied as a pre-filled syringe with safety guard. The syringe is also assembled and supplied as a pre-filled pen with automatic needle guard.

Steqeyma is also supplied as a sterile solution for subcutaneous injections in a single-use (Type 1) glass vial for SC administration.

Steqeyma is available in two dosage strengths: 45 mg in 0.5 mL and 90 mg in 1 mL. The 45 mg dose is supplied as a pre-filled syringe, pre-filled pen, and single-use vial, while the 90 mg dose is provided as a pre-filled syringe and pre-filled pen. No preservatives are present.

Steqeyma I.V.

Steqeyma I.V., 130 mg vial, is supplied as a sterile solution for intravenous infusion in a single-use (Type 1) glass vial.

Viral Inactivation

Ustekinumab is produced by a recombinant cell line cultured by continuous perfusion and is purified by a series of steps that includes measures to inactivate and remove viruses.

14 CLINICAL TRIALS

14.5 Clinical Trials - Reference Biologic Drug

Plaque Psoriasis - Adults

The safety and efficacy of ustekinumab were assessed in two multicentre, randomized, double-blind, placebo-controlled studies (PHOENIX 1 and PHOENIX 2) in patients 18 years of age and older with chronic (> 6 months) plaque psoriasis who had a minimum body surface area (BSA) involvement of 10%, and Psoriasis Area and Severity Index (PASI) score \geq 12 and who were candidates for phototherapy or systemic therapy. Patients with guttate, erythrodermic, or pustular psoriasis were excluded from the studies. No concomitant anti-psoriatic therapies were allowed during the study with the exception of low-potency topical corticosteroids on the face and groin after Week 12. A total of

1996 patients were enrolled in the two studies. The safety and efficacy of ustekinumab beyond 5 years have not been established.

In addition, a multicenter, randomized, active-controlled study (ACCEPT) compared the safety and efficacy of ustekinumab and etanercept in patients 18 years of age and older with chronic (> 6 months) plaque psoriasis who had a minimum BSA involvement of 10%, PASI score ≥ 12 , Physician Global Assessment (PGA) score ≥ 3 , who were candidates for phototherapy or systemic therapy, and who had had an inadequate response to, intolerance to, or contraindication to cyclosporine, methotrexate, or PUVA therapy. A total of 903 patients were enrolled in the study.

Baseline disease characteristics across PHOENIX 1 and 2 were similar (Table 15 and Table 16). In both studies, patients in all treatment groups had a median baseline PASI score ranging from 17 to 18. Approximately two-thirds of all patients had received prior phototherapy, 69% had received either prior conventional systemic or biologic therapy for the treatment of psoriasis, with 56% receiving prior conventional systemic therapy and 43% receiving prior biologic therapy. A total of 28% of study patients had a history of psoriatic arthritis. Similar disease characteristics were also seen in the ACCEPT trial (Table 15 and Table 16).

Table 15: Summary of patient demographics for PHOENIX 1, PHOENIX 2 and ACCEPT

| Study # | Study design | Dosage, route of administration and duration | Study subjects (n) | Mean age (Range) | Sex |
|----------------------|---|--|--------------------|------------------|----------------|
| C0743T08 (PHOENIX 1) | Double-Blind Placebo-Controlled | Fixed doses: Placebo (N = 255) Placebo → 45 mg SC regimen ^a (N = 123) Placebo → 90 mg SC regimen ^a (N = 120) 45 mg SC Weeks 0, 4 then q12w (N = 255) 90 mg SC Weeks 0, 4 then q12w (N = 256) | N=766 | 45.3 (19,76) | M=531 F=235 |
| C0743T09 (PHOENIX 2) | Double-Blind Placebo-Controlled | Fixed doses: Placebo (N = 410)-Placebo → 45 mg SC regimen ^a (N = 197) Placebo → 90 mg SC regimen ^a (N = 195) 45 mg SC Weeks 0, 4 then q12w (N = 409) 90 mg SC Weeks 0, 4 then q12w (N = 411) | N=1230 | 46.2 (18, 86) | M=840 F=390 |
| C0743T12 (ACCEPT) | Assessor-Blind Active-Comparator Controlled | Fixed doses: Etanercept 50 mg (N=347) twice weekly through Week 12 ustekinumab 45 mg (N=209) at Week 0 and 4 ustekinumab 90 mg (N=347) at | N= 903 | 45.0 (18, 81) | M=613 F=290 |

| | | | | | |
|--|--|--------------|--|--|--|
| | | Week 0 and 4 | | | |
|--|--|--------------|--|--|--|

^a The placebo groups crossed over to receive ustekinumab (45 mg or 90 mg) at Weeks 12 and 16 then q12w

Table 16: Baseline Disease Characteristics in PHOENIX 1, PHOENIX 2 and ACCEPT

| | PHOENIX 1 | | PHOENIX 2 | | ACCEPT | |
|--|-----------|-------------|-----------|-------------|------------|-------------|
| | Placebo | ustekinumab | Placebo | ustekinumab | Etanercept | ustekinumab |
| Patients randomized at Week 0 | N=255 | N=511 | N=410 | N=820 | N=347 | N=556 |
| Median BSA | 22.0 | 21.0 | 20.0 | 21.0 | 19.0 | 20.0 |
| BSA ≥ 20% | 145 (57%) | 276 (54%) | 217 (53%) | 445 (54%) | 169 (49%) | 289 (52%) |
| Median PASI | 17.80 | 17.4 | 16.90 | 17.60 | 16.8 | 17.1 |
| PASI ≥ 20 | 91 (36%) | 169 (33%) | 133 (32%) | 300 (37%) | 102 (29%) | 205 (37%) |
| PGA of marked or severe | 112 (44%) | 223 (44%) | 160 (39%) | 328 (40%) | 148 (43%) | 242 (44%) |
| History of psoriatic arthritis | 90 (35%) | 168 (33%) | 105 (26%) | 200 (24%) | 95 (27%) | 157 (28%) |
| Prior phototherapy | 150 (59%) | 342 (67%) | 276 (67%) | 553 (67%) | 224 (65%) | 368 (66%) |
| Prior conventional systemic therapy excluding biologics ^a | 142 (56%) | 282 (55%) | 241 (59%) | 447 (55%) | 199(57%) | 311 (56%) |
| Prior conventional systemic or biologic therapy ^a | 189 (74%) | 364 (71%) | 287 (70%) | 536 (65%) | 218(63%) | 337 (61%) |
| Failed to respond to, had contraindication for, or intolerant to ≥ 1 conventional therapy ^a | 139 (55%) | 270 (53%) | 254 (62%) | 490 (60%) | 347 (100%) | 555 (100%) |
| Failed to respond to, had contraindication for, or intolerant to ≥ 3 conventional therapies ^a | 30 (12%) | 54 (11%) | 66 (16%) | 134 (16%) | 52 (15%) | 78 (14%) |

^a In PHOENIX 1 and 2, conventional systemic agents include acitretin, PUVA, methotrexate, and cyclosporine. In ACCEPT, conventional systemic agents included PUVA, methotrexate, and cyclosporine. All patients were required to be etanercept naïve at baseline in ACCEPT, but in PHOENIX 1 and 2 patients may have previously received etanercept.

PHOENIX 1 evaluated the safety and efficacy of ustekinumab versus placebo in 766 patients with plaque psoriasis. Patients were randomized in equal proportion to placebo, 45 mg or 90 mg of ustekinumab. Patients randomized to ustekinumab received 45 mg or 90 mg doses at Weeks 0 and 4 followed by the same dose every 12 weeks. Patients randomized to receive placebo at Weeks 0 and 4 crossed over to receive ustekinumab (either 45 mg or 90 mg) at Weeks 12 and 16 followed by the same dose every 12 weeks. To evaluate the efficacy of every 12-week dosing, patients who were PASI 75 responders at both Weeks 28 and 40 were re-randomized to either continue dosing of ustekinumab every 12 weeks or to placebo (i.e., withdrawal of therapy). Patients withdrawn from ustekinumab at Week 40 reinitiated ustekinumab at their original dosing regimen when they experienced at least a 50% loss of their PASI improvement obtained at Week 40. Patients were followed for at least 76 weeks.

PHOENIX 2 evaluated the safety and efficacy of ustekinumab versus placebo in 1230 patients with plaque psoriasis. This study design was identical to PHOENIX 1 through Week 28.

Dose Adjustment (every 8 weeks)

At Week 28, PHOENIX 1 patients who were nonresponders (< PASI 50 response) discontinued treatment and patients who were partial responders (\geq PASI 50 response and < PASI 75 response) were adjusted to every-8-week dosing. PASI 75 responders at Week 28 who became partial responders or nonresponders at Week 40 were adjusted to every-8-week dosing.

In PHOENIX 2, patients who were partial responders at Week 28 were re-randomized to either continue every 12 weeks dosing of ustekinumab or to switch to every 8 weeks dosing.

All patients were followed for up to 76 weeks in PHOENIX 1 and up to 52 weeks in PHOENIX 2 following first administration of study treatment.

In both studies, the primary endpoint was the proportion of patients who achieved a reduction in score of at least 75% from baseline at Week 12 by the PASI (PASI 75). Patients achieving \geq 90% improvement in PASI from baseline (PASI 90) were considered PASI 90 responders and patients with \geq 50% improvement in PASI from baseline (PASI 50) were considered PASI 50 responders. Another key efficacy assessment was the Physician's Global Assessment (PGA), a 6-category scale ranging from 0 (cleared) to 5 (severe) that indicates the physician's overall assessment of psoriasis focusing on plaque thickness/induration, erythema, and scaling.

The Dermatology Life Quality Index (DLQI), a dermatology-specific quality of life instrument designed to assess the impact of the disease on a patient's quality of life, was assessed in both PHOENIX 1 and PHOENIX 2. Other efficacy assessments included the Nail Psoriasis Severity Index (NAPSI), a physician-assessed score that measures the severity of nail involvement (PHOENIX 1); the Itch Visual Analog Scale (VAS), used to assess the severity of itch at the time of the assessment (PHOENIX 1); the Hospital Anxiety and Depression Scale (HADS), a self-rating tool developed to evaluate psychological measures in patients with physical ailments (PHOENIX 2); and the Work Limitations Questionnaire (WLQ), a 25-item, self-administered questionnaire that was used to measure the impact of chronic health conditions on job performance and work productivity among employed populations (PHOENIX 2).

The ACCEPT trial compared the efficacy of ustekinumab to etanercept and evaluated the safety of ustekinumab and etanercept in moderate to severe psoriasis patients. The active-controlled portion of the study was from Week 0 to Week 12, during which the efficacy and safety of etanercept and 2 dose levels of ustekinumab were evaluated. This trial was powered to test the superiority of each

dose level to etanercept and the primary endpoint was the proportion of patients who achieved a PASI 75 at week 12.

Study results

The results of PHOENIX 1 and PHOENIX 2 for key psoriasis clinical outcomes are presented in Table 17.

Efficacy at the Primary Endpoint, PHOENIX 1 and PHOENIX 2

The onset of action with ustekinumab was rapid and improvement was seen within 2 weeks of the first dose. In both the PHOENIX 1 and PHOENIX 2 studies, a significantly greater proportion of patients randomized to treatment with ustekinumab were PASI 75 responders compared with placebo at Week 12 (Table 17). In the PHOENIX 1 study, 67% and 66% of patients receiving ustekinumab 45 mg and 90 mg, respectively, achieved a PASI 75 response at Week 12 compared with 3% of patients receiving placebo. In the PHOENIX 2 study, 67% and 76% of patients receiving ustekinumab 45 mg and 90 mg, respectively, achieved a PASI 75 response at Week 12 compared with 4% of patients receiving placebo.

All 3 components of the PASI (plaque thickness/induration, erythema, and scaling) contributed comparably to the improvement in PASI.

The efficacy of ustekinumab was significantly superior ($p < 0.001$) to placebo across all subgroups defined by baseline demographics, clinical disease characteristics (including patients with a history of psoriatic arthritis) and prior medication usage. While pharmacokinetic modelling suggested a trend towards higher CL/F in patients with diabetes, a consistent effect on efficacy was not observed.

Table 17: Clinical Outcomes - PHOENIX 1 and PHOENIX 2

| | PHOENIX 1 | | | PHOENIX 2 | | |
|--|-----------|-------------|-----------|-----------|-------------|-----------|
| | Placebo | ustekinumab | | Placebo | ustekinumab | |
| | | 45 mg | 90 mg | | 45 mg | 90 mg |
| Week 12 | | | | | | |
| Patients randomized | 255 | 255 | 256 | 410 | 409 | 411 |
| PASI response | | | | | | |
| PASI 50 response ^a | 26 (10%) | 213 (84%) | 220 (86%) | 41 (10%) | 342 (84%) | 367 (89%) |
| PASI 75 response ^a | 8 (3%) | 171 (67%) | 170 (66%) | 15 (4%) | 273 (67%) | 311 (76%) |
| PASI 90 response ^a | 5 (2%) | 106 (42%) | 94 (37%) | 3 (1%) | 173 (42%) | 209 (51%) |
| PASI 100 response ^a | 0 (0%) | 33 (13%) | 28 (11%) | 0 (0%) | 74 (18%) | 75 (18%) |
| | | | | | | |
| PGA of Cleared or Minimal^a | 10 (4%) | 151 (59%) | 156 (61%) | 18 (4%) | 277 (68%) | 300 (73%) |

| Week 28 | | | | | | |
|----------------------------------|----|-----------|-----------|----|-----------|-----------|
| Patients evaluated | -- | 250 | 243 | -- | 397 | 400 |
| PASI response | | | | | | |
| PASI 50 response | -- | 228 (91%) | 234 (96%) | -- | 369 (93%) | 380 (95%) |
| PASI 75 response | -- | 178 (71%) | 191 (79%) | -- | 276 (70%) | 314 (79%) |
| PASI 90 response | -- | 123 (49%) | 135 (56%) | -- | 178 (45%) | 217 (54%) |
| PASI 100 response | -- | 52 (21%) | 71(29 %) | -- | 74(19%) | 118 (30%) |
| | | | | | | |
| PGA of Cleared or Minimal | -- | 146 (58%) | 160 (66%) | -- | 241(61%) | 279 (70%) |

^a p < 0.001 for 45 mg or 90 mg comparison with placebo.

Other efficacy measures at Week 12

In both PHOENIX 1 and PHOENIX 2, compared with placebo, significantly greater proportions of patients randomized to 45 mg or 90 mg ustekinumab achieved a cleared or minimal PGA score, and significantly greater proportions of patients randomized to 45 mg or 90 mg ustekinumab were PASI 50, PASI 90 and PASI 100 responders at Week 12 (Table 17). In the PHOENIX 1 study, 60% and 62% of the patients treated with 45 mg and 90 mg ustekinumab, respectively, achieved PGA scores of cleared or minimal compared with 4% of placebo-treated patients. In PHOENIX 2, 68% and 73% of patients receiving 45 mg or 90 mg ustekinumab, respectively, had cleared or minimal PGA scores compared with 5% of the placebo patients. In PHOENIX 1, PASI 90 was achieved by 42% and 37% of the patients treated with 45 mg and 90 mg ustekinumab, respectively, compared with 2% of placebo-treated patients. In addition, a significantly higher proportion of subjects treated with either 45 mg (13%) or 90 mg (11%) achieved a PASI of 0 (i.e., PASI 100 response) compared with the placebo group (0.0%; p<0.001). In PHOENIX 2, the percentage of patients achieving PASI 100 and PASI 90 was 18% and 42%, respectively, in the 45 mg ustekinumab group, and 18% and 51%, respectively, in the 90 mg ustekinumab group versus 1% in the placebo group. The percentage of patients achieving PASI 50 in PHOENIX 1 was 84% and 86% in the 45 mg and 90 mg ustekinumab groups, respectively, compared with 10% in the placebo group.

Similarly, 84% of patients treated with 45 mg ustekinumab, 89% of patients treated with 90 mg ustekinumab and 10% of patients treated with placebo reached PASI 50 in PHOENIX 2 (Table 17).

Response over time

In PHOENIX 1, significantly greater proportions of ustekinumab -treated patients had PASI 50 responses (9% and 10% for the 45 mg and 90 mg groups, respectively) compared with placebo (2%) by Week 2 (p<0.001). Significantly greater proportions of patients treated with ustekinumab achieved PASI 75 responses (9% and 12% for the 45 mg and 90 mg ustekinumab groups, respectively) compared with placebo (0.4%) by Week 4 (p<0.001). Maximum response was generally achieved by Week 24 in the 45 mg and 90 mg ustekinumab treatment groups, and response rates were generally sustained through Week 36 (Figure 1). In PHOENIX 1, PASI 75 rates at Week 24 were 76% for the 45 mg group, and 85% for the 90 mg group. Higher response rates were observed in patients receiving ustekinumab 90 mg

than in those receiving ustekinumab 45 mg by Week 16 and these higher response rates were sustained through Week 36 (Figure 1). Similar results were observed in the PHOENIX 2 study through Week 28.

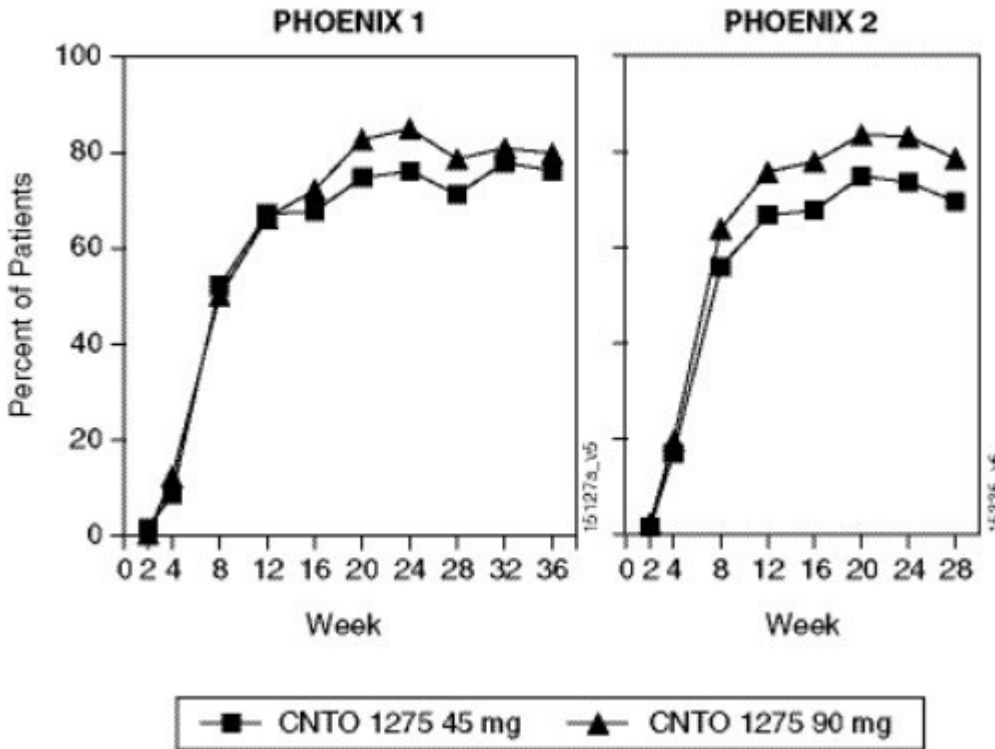


Figure 1: PASI 75 response over time in PHOENIX 1 and 2

In prespecified analyses of efficacy by body weight in PHOENIX 1 and PHOENIX 2, no consistent pattern of dose response was seen in patients ≤ 100 kg. In patients who weighed > 100 kg, higher PASI 75 response rates were seen with 90 mg dosing compared with 45 mg dosing, and a higher proportion of patients receiving 90 mg dosing had PGA scores of cleared or minimal compared with patients receiving 45 mg dosing (Table 18).

Table 18: Clinical Outcomes by Weight – PHOENIX 1 and PHOENIX 2

| Week 12 | | | | | | |
|-------------------------------|-----------|-------------|-------|-----------|-------------|-------|
| | PHOENIX 1 | | | PHOENIX 2 | | |
| | Placebo | ustekinumab | | Placebo | ustekinumab | |
| | | 45 mg | 90 mg | | 45 mg | 90 mg |
| Patients randomized at Week 0 | 255 | 255 | 256 | 410 | 409 | 411 |
| PASI 75 response by weight | | | | | | |
| ≤ 100 kg | | | | | | |

| | | | | | | |
|-------------------------------------|--------------------|--------------|--------------------|--------------|-----------|-----------|
| N | 166 | 168 | 164 | 290 | 297 | 289 |
| PASI 75 response | 6 (4%) | 124 (74%) | 107 (65%) | 12 (4%) | 218 (73%) | 225 (78%) |
| >100 kg | | | | | | |
| N | 89 | 87 | 92 | 120 | 112 | 121 |
| PASI 75 response | 2 (2%) | 47 (54%) | 63 (68%) | 3 (3%) | 55 (49%) | 86 (71%) |
| PGA of Cleared or Minimal by weight | | | | | | |
| ≤ 100 kg | | | | | | |
| N | 166 | 168 | 164 | 290 | 297 | 289 |
| PGA response | 7 (4%) | 110 (65%) | 104 (63%) | 16 (6%) | 219 (74%) | 217 (75%) |
| > 100 kg | | | | | | |
| N | 89 | 87 | 92 | 120 | 112 | 121 |
| PGA response | 3 (3%) | 44 (51%) | 54 (59%) | 4 (3%) | 59 (53%) | 85 (70%) |
| Week 28 | | | | | | |
| | PHOENIX 1 | | PHOENIX 2 | | | |
| | ustekinumab | | ustekinumab | | | |
| | 45 mg | 90 mg | 45 mg | 90 mg | | |
| N | 250 | 243 | 397 | 400 | | |
| PASI 75 response by weight | | | | | | |
| ≤ 100 kg | | | | | | |
| N | 164 | 153 | 287 | 280 | | |
| PASI 75 response | 130 (79%) | 124 (81%) | 217 (76%) | 226 (81%) | | |
| > 100 kg | | | | | | |
| N | 86 | 90 | 110 | 119 | | |
| PASI 75 response | 48 (56%) | 67 (74%) | 59 (54%) | 88 (74%) | | |
| PGA of Cleared or Minimal by weight | | | | | | |
| ≤ 100 kg | | | | | | |
| N | 164 | 153 | 287 | 280 | | |
| PGA response | 107 (65%) | 107 (70%) | 194 (68%) | 208 (74%) | | |
| > 100 kg | | | | | | |
| N | 86 | 90 | 110 | 119 | | |
| PGA response | 40 (47%) | 54 (60%) | 49 (45%) | 71 (60%) | | |

Therapeutic benefit of long-term continuous use

At Week 40 in PHOENIX 1, among patients who were PASI 75 responders at both weeks 28 and 40, 162 patients were re-randomized to receive ustekinumab at 45 mg and 90 mg given every 12 weeks (maintenance treatment) and 160 were re-randomized to receive placebo (treatment withdrawal). Maintenance of PASI 75 was significantly superior with continuous maintenance treatment compared with treatment withdrawal ($p < 0.001$) through at least 1.5 years of follow-up. Similar results were seen with each dose of ustekinumab.

At 1 year (Week 52), 89% of patients re-randomized to maintenance treatment were PASI 75 responders compared with 63% of patients re-randomized to placebo (treatment withdrawal) ($p < 0.001$) (Table 19). At Week 76, 84% of patients re-randomized to maintenance treatment were PASI 75 responders compared with 19% of patients re-randomized to placebo (treatment withdrawal) ($p < 0.001$). Through 18 months (Week 76), the proportion of subjects in the combined maintenance treatment group who were PASI 50 responders remained consistently at greater than 95%. By contrast, the proportion of PASI 50 responders in the combined withdrawal group progressively decreased over time such that by Weeks 52 and 76, only 50% and 31% remained as PASI 50 responders respectively. Among patients withdrawn from treatment, the rates of loss of the various PASI responses (PASI 50, 75, 90) were generally comparable in all groups regardless of dose. No rebound of psoriasis occurred in patients who were randomized to treatment withdrawal. Among the patients who reached PASI 75 response at weeks 28 and 40 and were re-randomized to maintenance treatment, 82% were PASI 75 responders at 3 years (Week 148). At 5 years (Week 244), 80% of patients (112/140) re-randomized to maintenance treatment were PASI 75 responders.

Table 19: Summary of PASI response from Week 40 through Week 76 in subjects randomized at Week 40 in PHOENIX 1

| | ustekinumab | | ustekinumab | | ustekinumab | |
|--------------------------------|-------------|------------|-------------|------------|-------------|-------------|
| | 45 mg | | 90 mg | | Combined | |
| | Placebo | q12 wks | Placebo | q12 wks | Placebo | q12 wks |
| Patients randomized at Week 40 | 73 | 77 | 87 | 85 | 160 | 162 |
| Week 52 N | 73 | 77 | 86 | 85 | 159 | 162 |
| ≥ 90% improvement | 27 (37.0%) | 45 (58.4%) | 33 (38.4%) | 60 (70.6%) | 60 (37.7%) | 105 (64.8%) |
| ≥ 75% improvement | 47 (64%) | 67 (87.0%) | 53 (61.6%) | 77 (90.6%) | 100 (62.9%) | 144 (88.9%) |
| ≥ 50% improvement | 63 (86%) | 75 (97.4%) | 71 (82.6%) | 83 (97.6%) | 134 (84.3%) | 158 (97.5%) |
| Week 76 N | 71 | 77 | 85 | 82 | 156 | 159 |
| ≥ 90% improvement | 5 (7.0%) | 38 (49.4%) | 4 (4.7%) | 52 (63.4%) | 9 (5.8%) | 90 (56.6%) |
| ≥ 75% improvement | 14 (19.7%) | 63 (81.8%) | 15 (17.6%) | 71 (86.6%) | 29 (18.6%) | 134 (84.3%) |
| ≥ 50% improvement | 22 (31.0%) | 74 (96.1%) | 27 (31.8%) | 79 (96.3%) | 49 (31.4%) | 153 (96.2%) |

Efficacy of retreatment

In PHOENIX 1, after randomized withdrawal from therapy at week 40, patients reinitiated their original ustekinumab treatment regimen after a loss of $\geq 50\%$ of PASI improvement. Retreatment with ustekinumab resulted in 71% of evaluated patients regaining PASI 75 response within 8 weeks after reinitiating therapy and 85% of evaluated patients regaining PASI 75 response within 12 weeks after reinitiating therapy.

Dosing interval adjustment

In PHOENIX 1, Week 28 and Week 40 partial responders and Week 40 nonresponders were adjusted from every-12-week to every-8-week dosing. Approximately 40%-50% of Week 28 partial responders to every-12-week dosing achieved PASI 75 response after adjustment to every-8-week dosing and this proportion of PASI 75 responders was maintained through Week 52. A similar proportion of patients who were PASI 75 responders at Week 28 and subsequently became partial responders or nonresponders at Week 40 achieved PASI 75 response following a dosing interval adjustment to every 8 weeks.

In PHOENIX 2, among patients initially randomized to 90 mg dosing who were partial responders at Week 28, dosing adjustment to every 8 weeks resulted in consistently superior efficacy as compared with continued every 12 weeks dosing: Partial responders randomized to 90 mg every 8 weeks achieved PASI 75 response at more visits between Weeks 40 and 52 than partial responders randomized to continue 90 mg every 12 weeks ($p = 0.014$), and a higher proportion of subjects achieved a PASI 75 response at Week 52 (68.8% with every 8 weeks dosing versus 33.3% with every 12 weeks dosing; $p = 0.004$). Among patients initially randomized to 45 mg dosing who were partial responders at Week 28, response rates were not higher among patients in whom dosing was adjusted to every 8 weeks compared with patients who continued every 12 weeks dosing.

Quality of life

In PHOENIX 1 and 2, the mean baseline DLQI scores ranged from 11 to 12. In PHOENIX 1, the mean baseline SF-36 Physical Component ranged from 47-49 and the mean baseline SF-36 Mental Component was approximately 50. Quality of life improved significantly in patients randomized to 45 mg or 90 mg ustekinumab compared with patients randomized to placebo as evaluated by DLQI in PHOENIX 1 and 2 and SF-36 in PHOENIX 1. Quality of life improvements were significant as early as 2 weeks in patients treated with ustekinumab ($p < 0.001$) and these improvements were maintained over time with continued dosing.

In PHOENIX 1, 65% and 71% of patients treated with 45 mg and 90 mg of ustekinumab, respectively, showed a clinically meaningful reduction (5 or more points) in DLQI from baseline at week 12 compared to 18% in placebo group ($p < 0.001$ for both groups compared with placebo).

Furthermore, 33% and 34% of patients treated with 45 mg and 90 mg of ustekinumab, respectively, showed a DLQI score of 0 compared to 1% in the placebo group ($p < 0.001$ for both groups compared with placebo), indicating no impairment in QOL from disease or treatment in these patients. In PHOENIX 2, 72% and 77% of patients treated with 45 mg and 90 mg of ustekinumab, respectively, showed a clinically meaningful reduction (5 or more points) in DLQI from baseline at Week 12

compared to 21% in placebo group ($p < 0.001$ for both groups compared with placebo). In addition, 37% and 39% of patients treated with 45 mg and 90 mg of ustekinumab, respectively, showed a DLQI score of 0 compared to 1% in the placebo group ($p < 0.001$ for both groups compared with placebo).

In PHOENIX 1, the median baseline NAPSI score for nail psoriasis was 4.0 and the median number of fingernails involved with psoriasis was 8.0. Nail psoriasis improved significantly in patients randomized to 45 mg or 90 mg ustekinumab compared with patients randomized to placebo when measured by the NAPSI score ($p \leq 0.001$). Improvements in physical and mental component summary scores of the SF-36 and in the Itch Visual Analogue Scale (VAS) were also significant in each ustekinumab treatment group compared with placebo ($p < 0.001$). In PHOENIX 2, the Hospital Anxiety and Depression Scale (HADS) and Work Limitations Questionnaire (WLQ) were also significantly improved in each ustekinumab treatment group compared with placebo ($p < 0.001$).

ACCEPT

Significantly greater proportions of subjects treated with ustekinumab 45 mg (67%; $p = 0.012$) or 90 mg (74%; $p < 0.001$) were PASI 75 responders at Week 12 compared with the etanercept group (56.8%). PASI 90 response was observed in 36% and 45 % of patients in the ustekinumab 45 mg and 90 mg groups, respectively, compared with 23% of patients receiving etanercept ($p < 0.001$ for each comparison versus etanercept). PASI 100 response was observed in 12% and 21% of patients in the ustekinumab 45 mg and 90 mg groups, respectively, compared to 6% of patients receiving etanercept (Table 20). In addition, a greater proportion of patients in the ustekinumab 45 mg and 90 mg treatment groups achieved a PGA score of “cleared” or “minimal” (65 % and 71 %, respectively) compared with patients in the etanercept treatment group (49 %) ($p < 0.001$ for each comparison versus etanercept).

Table 20: Clinical outcomes at Week 12: ACCEPT

| | ACCEPT | | |
|--|-----------------------------------|------------------------------------|------------------------|
| | Etanercept (50mg twice a week) | ustekinumab (at week 0 and week 4) | |
| | | 45 mg | 90 mg |
| Patients randomized | 347 | 209 | 347 |
| PASI response | | | |
| PASI 50 response | 286 (82%) | 181 (87%) | 320 (92%) ^a |
| PASI 75 response | 197 (57%) | 141 (67%) ^b | 256 (74%) ^a |
| PASI 90 response | 80 (23%) | 76 (36%) ^a | 155 (45%) ^a |
| PASI 100 response | 22 (6%) | 25 (12%) ^c | 74 (21%) ^a |
| PGA of Cleared or Minimal^a | 170 (49%) | 136 (65%) ^a | 245 (71%) ^a |
| PASI 75 RESPONSE BY WEIGHT | | | |
| ≤ 100 kg | | | |
| N | 251 | 151 | 244 |
| PASI 75 response | 154 (61%) | 109 (72%) | 189 (77%) |

| | | | |
|--|-----------|-----------|-----------|
| > 100 kg | | | |
| N | 96 | 58 | 103 |
| PASI 75 response | 43 (45%) | 32 (55%) | 67 (65%) |
| PGA of Cleared or Minimal by weight | | | |
| ≤ 100 kg | | | |
| N | 251 | 151 | 244 |
| PGA response | 131 (52%) | 110 (73%) | 185 (76%) |
| > 100 kg | | | |
| N | 96 | 58 | 103 |
| PGA response | 39 (41%) | 26 (45%) | 60 (58%) |

^a p <0.001 for ustekinumab 45 mg or 90 mg comparison with etanercept.

^b p =0.012 for ustekinumab 45 mg comparison with etanercept.

^c p =0.020 for ustekinumab 45 mg comparison with etanercept.

Greater proportions of subjects in the ustekinumab 45 mg and 90 mg groups achieved PASI 75 responses when compared with subjects in the etanercept group regardless of a subject's previous psoriasis medication history.

Pediatric Plaque Psoriasis (6 to 17 years of age)

The safety and efficacy of ustekinumab in pediatric patients with plaque psoriasis was assessed in two multicenter phase 3 studies, CADMUS and CADMUS Jr.

Plaque Psoriasis - Pediatrics (12 to 17 years of age): CADMUS

The efficacy of ustekinumab was studied in 110 pediatric patients 12 to 17 years of age, in a multicenter, Phase 3, randomized, double blind, placebo-controlled study (CADMUS). Two distinct, subcutaneous weight based dosages of ustekinumab were studied. Randomization was stratified by investigational site and baseline weight (≤ 60 kg or > 60 kg).

Patients were randomized to one of four treatment groups (Groups 1, 2, 3a and 3b) at week 0 as follows:

Group 1: ustekinumab half-standard dosage at Weeks 0 and 4 followed by doses every 12 weeks, with the last dose at Week 40.

Group 2: ustekinumab standard dosage at Weeks 0 and 4 followed doses every 12 weeks, with the last dose at Week 40.

Group 3: Placebo at Weeks 0 and 4. At Weeks 12 and 16, subjects crossed over to receive either ustekinumab half-standard dosage (Group 3a) or standard dosage (Group 3b) followed by doses every 12 weeks, with the last dose at Week 40. The dosage assignment (Group 3a or 3b) following crossover was randomly assigned at week 0, ensuring that the assignment remained double blinded throughout the duration of the study.

All subjects were followed for efficacy through Week 52 and for safety through Week 60.

Adolescent patients with a diagnosis of plaque-type psoriasis for at least 6 months prior to first

study agent administration, who had moderate to severe disease, and with PASI \geq 12, PGA \geq 3 and BSA involvement of at least 10%, and who were candidates for systemic or phototherapy, were eligible for the study. 43% and 11% of subjects had prior exposure to conventional systemic or biologic therapies respectively.

The primary endpoint was the proportion of patients who achieve a PGA score of cleared (0) or minimal (1) at Week 12. Secondary endpoints included PASI 75 at Week 12. Subjects who discontinued study treatment due to lack of efficacy, an adverse event (AE) of psoriasis, or who started a protocol-prohibited medication/therapy prior to Week 12 were considered as non-responders. Subject with missing PGA or PASI scores at Week 12 were considered non-responders. For the Week 12 analysis, any subject receiving moderate to high potency topical steroid preparations were considered as non-responders.

The study population were predominantly Caucasian (89%) and 51% were female. Median body weight was 61.6 kg, 56% had a body weight of between 50 and 70 kg and the median body mass index was 22.15 kg/m². Median psoriasis duration was 5.29 years with median age at onset of 10 years. The majority of subjects (70.0%) were 15 to 17 years of age, with a median age of 15.5 years. 57% of subjects had \geq 20% body surface area affected with psoriasis and median PASI score was 18.8 (range 12-51), and 62% and 38% of subjects had PGA scores of moderate and marked/severe respectively.

Table 21: Summary of patient demographics for CADMUS

| Study # | Study design | Dosage, route of administration and duration | Study subjects (n=number) | Mean age (Range) | Sex n (%) |
|---------------------------------|------------------------------------|---|---------------------------|------------------|--------------------------------|
| CNTO1275 PSO3006 (CADMUS) | Double-Blind Placebo-Controlled | Fixed doses (weight based): Placebo (n = 37) Placebo → Half-standard dosage (n = 19) Placebo → Standard dosage (n = 18) Half-standard dosage Weeks 0, 4 then q12w (n = 37) Standard dosage Weeks 0, 4 then q12w (n = 36) | n = 110 | 15,2 (12,17) | M=54 (49%) F=56 (51%) |

Study Results

At Week 12, subjects treated with ustekinumab showed significantly greater improvement in their psoriasis compared with placebo (Table 22)

Table 22: Summary of Primary and Secondary End-points at Week 12

| | Placebo | Ustekinumab Half Standard Dose | Ustekinumab Standard Dose |
|-------------------------------|---------|--------------------------------|---------------------------|
| | n (%) | n (%) | n (%) |
| Patients randomized at Week 0 | 37 | 37 | 36 |

| | | | |
|---|-----------|-------------------------|-------------------------|
| Number of patients who achieved a PGA score of cleared (0) or minimal (1) | 2 (5.4%) | 25 (67.6%) ^a | 25 (69.4%) ^a |
| PASI 75 responders | 4 (10.8%) | 29 (78.4%) ^a | 29 (80.6%) ^a |

^a p<0.001

P-values are based on the Cochran-Mantel-Haenszel chi-square test stratified by baseline weight (\leq 60kg, $>$ 60kg). Multiplicity was controlled by sequential testing of endpoints.

All patients were followed for efficacy for up to 52 weeks following first administration of study agent. The PGA scores of cleared (0) or minimal (1) and PASI 75 responders at Week 52 are summarized in Table 23.

Table 23: Summary of Secondary Endpoints at Week 52

| | Ustekinumab Half-Standard Dose | Ustekinumab Standard Dose |
|---|--------------------------------|---------------------------|
| Number of evaluable subjects at Week 52 | n = 34 | n = 35 |
| Number of patients who achieved a PGA score of cleared (0) or minimal (1) | 20 (58.8%) | 20 (57.1%) |
| PASI 75 responders | 23 (67.6%) | 28 (80%) |

Plaque Psoriasis – Pediatrics (6 to 11 years of age): CADMUS Jr

The efficacy of ustekinumab was studied in 44 pediatric patients 6 to 11 years of age with moderate to severe plaque psoriasis in an open label, single-arm, multicenter, Phase 3 study. Patients were treated with the recommended dose of ustekinumab (n=44) based on body weight measured at each visit (see 4.2 Recommended Dose and Dosage Adjustment) by subcutaneous injection at Weeks 0 and 4 followed by every 12 week (q12w) dosing.

The primary endpoint was the proportion of patients who achieved a PGA score of cleared (0) or minimal (1) at Week 12. Secondary endpoints included PASI 75 at Week 12.

Patients with moderate to severe plaque-type psoriasis with or without psoriatic arthritis (PsA) for at least 6 months prior to first administration of study drug, with widespread lesions defined by PASI \geq 12, PGA \geq 3, and involved BSA \geq 10% and who were candidates for phototherapy or systemic treatment or had psoriasis poorly controlled with topical therapy after an adequate dose and duration of therapy were eligible for the study. Approximately 18% and 5% of patients had prior exposure to conventional systemic or biologic therapies respectively. The study population was predominantly Caucasian (91%) and 61% were female. The median body weight was 33.3 kg, with 91% of patients having a body weight less than 60 kg. The median body mass index was 18.0 kg/m². The median psoriasis duration was 2.9 years and the median age of onset of disease was 6.0 years. The median percent of BSA affected with psoriasis was 18.0%. The median PASI score was 16.1. The median age was 9.5 years, with 50.0% of subjects <10 years of age. All ages across the age range (\geq 6 to <12 year of age) were represented in the study population. The majority of subjects (65.9%) had PGA scores of moderate and 34.1% had a PGA score of marked or severe. The median PASI score was 16.1 and the median Children's Dermatology Life Quality Index (CDLQI) score was 7.0 (representing a moderate impact of psoriasis on quality of life).

Table 24: Summary of patient demographics for CADMUS Jr

| Study # | Study design | Dosage, route of administration and duration | Study subjects (n) | Mean age, yrs (Range) | Sex n (%) |
|------------------------------------|------------------------------------|---|--------------------|-----------------------|--------------------------|
| CNT01275 PSO3013 (CADMUS Jr) | Open-label single arm, multicentre | Fixed doses (weight based): Standard dosage (0.75 mg/kg for patients < 60 kg, 45 mg for patients ≥ 60 kg to ≤ 100 kg and 90 mg for patients > 100 kg) Weeks 0, 4 then q12w (N=36) | n = 44 | 8.9 (6,11) | M=17 (39%) F=27 (61%) |

Study Results

At Week 12, patients treated with ustekinumab showed clinically meaningful improvements in their psoriasis. All patients were followed for efficacy for up to 52 weeks following first administration ustekinumab. The PGA scores and PASI 75 responders at Week 12 and 52 are summarized in Table 25. Efficacy measured by PGA score of 0 or 1 was observed as early as the first post-baseline visit at Week 4 and increased through Week 16 and then remained relatively stable through Week 52. Improvements in PGA and PASI were maintained through Week 52.

Table 25: Summary of Primary and Secondary End-points at Week 12 and 52: CADMUS Jr. (Age 6-11)

| | Ustekinumab Week 12 | Ustekinumab Week 52 |
|---|---------------------|---------------------|
| | n (%) | n (%) |
| Patients enrolled at Week 0 | 44 | 41 |
| Number of patients who achieved a PGA score of cleared (0) or minimal (1) | 34 (77.3%) | 31 (75.6%) |
| PGA of cleared (0) | 17 (38.6%) | 23 (56.1%) |
| PASI 75 responders | 37 (84.1%) | 36 (87.8%) |

Psoriatic Arthritis

The safety and efficacy of ustekinumab was assessed in two multicenter, randomized, double-blind, placebo-controlled, phase 3 studies, PSUMMIT I and PSUMMIT II, in patients with active psoriatic arthritis. Patients were randomized to receive treatment with either ustekinumab 45 mg, 90 mg, or placebo subcutaneous injections at Weeks 0 and 4 followed by every 12 week (q12w) dosing. The primary endpoint in these studies was the reduction in the signs and symptoms of psoriatic arthritis (PsA) as measured by the percentage of ACR 20 responders at Week 24. Secondary endpoints included change from baseline in Disability Index of the Health Assessment Questionnaire (HAQ-DI), PASI 75, ACR 50, ACR 70 and change from baseline in total radiographic scores of the hands and feet at Week 24. Efficacy data were collected and analyzed through Week 52.

These studies included 927 adult patients (≥ 18 years) who had active psoriatic arthritis (≥ 5 swollen joints and ≥ 5 tender joints, despite disease modifying antirheumatic (DMARD) and/or nonsteroidal anti-inflammatory (NSAID) therapy. Methotrexate (MTX) use was allowed during the studies but was not mandatory. Approximately 50% of patients continued on stable doses of MTX (≤ 25 mg/week). In PSUMMIT I and PSUMMIT II, 80% and 86% of the patients, respectively, had been previously treated with DMARDs.

In PSUMMIT I patients, who had been previously treated with anti-TNF α therapy, prior to the first study dose, were excluded. In PSUMMIT II, the majority of patients (58%, n=180) had been previously treated with one or more an anti-TNF α agent(s) for at least 8 weeks (14 weeks with infliximab) or had discontinued anti-TNF α for intolerance at any time. Among the patients who had been previously treated with an anti-TNF α agent, over 70% had discontinued their anti-TNF α treatment for lack of efficacy or intolerance.

Patients with each subtype of psoriatic arthritis were enrolled, including polyarticular arthritis with no evidence of rheumatoid nodules (39%, N=362), spondylitis with peripheral arthritis (28%, N=255), asymmetric peripheral arthritis (21%, N=193), distal interphalangeal (DIP) arthritis (12%, N=112) and arthritis mutilans (0.5%, N=5). Over 70% and 40% of the patients in both studies had enthesitis and dactylitis at baseline, respectively.

Table 26: Summary of patient demographics in PSUMMIT I and PSUMMIT II

| Study # | Study design | Dosage, route of administration and duration | Study subjects (n) | Mean age (Range) | Sex |
|-------------------------------------|--|--|--------------------|------------------|----------------|
| CNT01275 PSA3001 (PSUMMIT I) | Double-Blind Placebo- Controlled | Placebo SC (n=206): Placebo SC at Weeks 0, 4,16, and 20 Placebo→45 mg SC at Weeks 24 and 28 followed by q12w dosing through Week 88 45 mg SC (n=205): 45 mg SC at Weeks 0 and 4 followed by q12w dosing through Week 88 90 mg SC (n=204): 90 mg SC at Weeks 0 and 4 followed by q12w dosing through Week 88 | 615 | 47.1 (18, 81) | M=330 F=285 |
| CNT01275 PSA3002 (PSUMMIT II) | Double-Blind Placebo- Controlled | Placebo SC (n=104): Placebo SC at Weeks 0, 4, 16, and 20 45 mg SC at Weeks 24 and 28 followed by q12w dosing through Week 40 | 312 | 48.0 (19, 75) | M=148 F=164 |

| | | | | | |
|--|--|--|--|--|--|
| | | 45 mg SC (n=103): 45 mg SC at Weeks 0 and 4 followed by q12w dosing through Week 40 | | | |
| | | 90 mg SC (n=105): 90 mg SC at Weeks 0 and 4 followed by q12w dosing through Week 40 | | | |

Study Results

Reduction in Signs and Symptoms

In both studies, a significantly greater proportion of patients achieved ACR 20 and ACR 50 responses at Week 24 in the ustekinumab 45 mg and 90 mg groups compared to placebo (Table 27). In PSUMMIT I, a significantly greater proportion of patients and in PSUMMIT II, a numerically greater proportion of patients (p=NS) achieved ACR 70 responses in the ustekinumab 45 mg and 90 mg groups compared to placebo (Table 27).

Table 27: Number of patients who achieved ACR 20, ACR 50 and ACR 70 at Week 24

| | PSUMMIT I | | | PSUMMIT II | | |
|--------|--------------------|-----------------------|------------------------|---------------------|-----------------------|-----------------------|
| | | ustekinumab | | | ustekinumab | |
| | Placebo (N=206) | 45 mg (N= 205) | 90 mg (N= 204) | Placebo (N= 104) | 45 mg (N= 103) | 90 mg (N= 105) |
| ACR 20 | 47 (23%) | 87 (42%) ^a | 101 (50%) ^a | 21 (20%) | 45 (44%) ^a | 46 (44%) ^a |
| ACR 50 | 18 (9%) | 51 (25%) ^a | 57 (28%) ^a | 7 (7%) | 18 (17%) ^b | 24 (23%) ^a |
| ACR 70 | 5 (2%) | 25 (12%) ^a | 29 (14%) ^a | 3 (3%) | 7 (7%) ^c | 9 (9%) ^c |

^a p<0.001, ^b p<0.05, ^c p= NS

An ACR 20 response (Felson et al, 1995) was defined as:

1. ≥ 20% improvement in swollen joint count (66 joints) and tender joint count (68 joints); and
2. ≥ 20% improvement in ≥3 of the following 5 assessments:
 - Patient's assessment of pain [Visual Analog Scale (VAS)]
 - Patient's global assessment of disease activity (VAS)
 - Physician's global assessment of disease activity (VAS)
 - Patient's assessment of physical function as measured by the HAQ-DI
 - CRP

ACR 50 or ACR 70 are similarly defined.

The time course for ACR 20 response rates during the first 24 weeks in both studies for patients receiving ustekinumab or placebo are summarized in Figure 2. During the controlled phase of the studies, ACR 20 responses showed improvement at the first assessment (Week 4) and maximum responses were achieved at Week 20 or 24. ACR 20, 50 and 70 responses continued to improve or were maintained through Week 52.

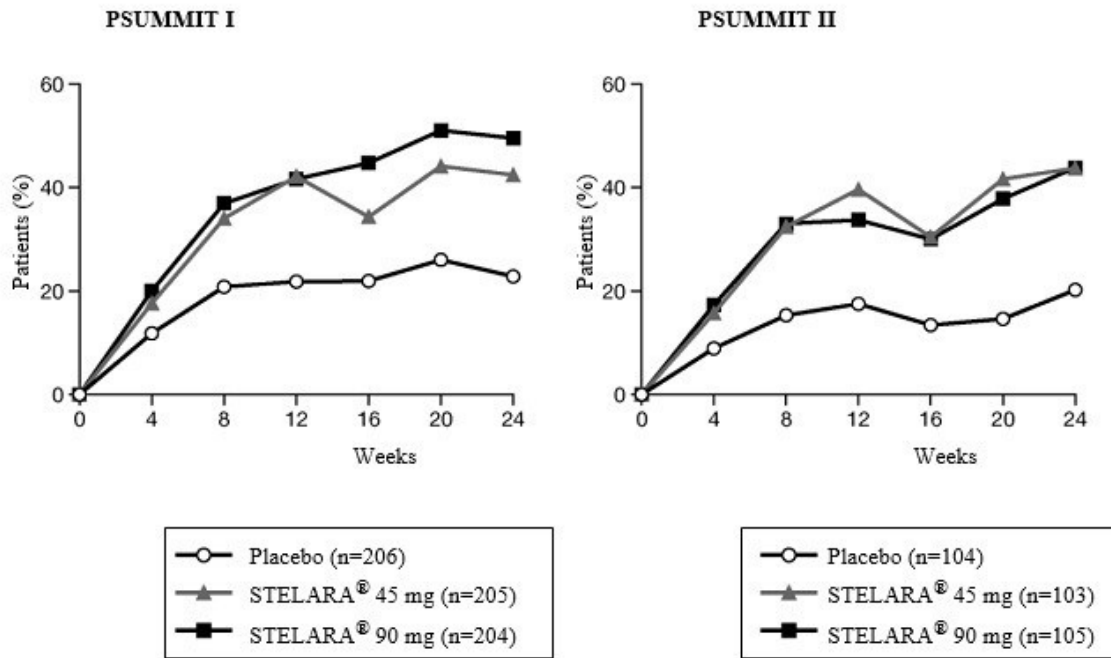


Figure 2: Percent of patients achieving ACR 20 response through Week 24

In PSUMMIT I, of 205 subjects randomized to ustekinumab 45 mg, 153 continued the same dose and were available for evaluation at Week 52. Among those, ACR 20, 50 and 70 responses were achieved by 99 (64.7%), 57 (37.3%) and 34 (22.2%) subjects respectively. Of 204 subjects randomized to ustekinumab 90 mg, 185 were available for evaluation at Week 52. Among those, ACR 20, 50 and 70 responses were achieved by 120 (64.9%), 74 (40%) and 41 (22.2%) subjects respectively.

In PSUMMIT II, of 103 subjects randomized to ustekinumab 45 mg, 68 continued the same dose and were available for evaluation at Week 52. Among those, ACR 20, 50, and 70 responses were achieved by 41 (60.3%), 23 (33.8%) and 11 (16.2%) subjects respectively. Of 105 subjects randomized to ustekinumab 90 mg, 83 were available for evaluation at Week 52. Among those, ACR 20, 50 and 70 responses were achieved by 49 (59%), 26 (31.3%) and 17 (20.5%) subjects respectively.

Additionally, within each weight group (≤ 100 kg and > 100 kg), ACR 20, ACR 50 and ACR 70 responses were consistently higher in the ustekinumab 45 mg and 90 mg groups than in the placebo group (Table 28).

Table 28: Number of patients who achieved ACR 20, ACR 50 and ACR 70 responses by weight at Week 24

| | PSUMMIT I | | | PSUMMIT II | | |
|---|--------------------|------------------|------------------|--------------------|------------------|------------------|
| | Placebo (N=206) | ustekinumab | | Placebo (N=104) | ustekinumab | |
| | | 45 mg (N=205) | 90 mg (N=204) | | 45 mg (N=103) | 90 mg (N=105) |
| Patients randomized with weight ≤100 kg at baseline | 154 | 153 | 154 | 74 | 74 | 73 |
| ACR 20 | 39 (25%) | 67 (44%) | 78 (51%) | 17 (23%) | 32 (43%) | 34 (47%) |
| ACR 50 | 14 (9%) | 38 (25%) | 48 (31%) | 6 (8%) | 15 (20%) | 21 (29%) |
| ACR 70 | 5 (3%) | 20 (13%) | 26 (17%) | 3 (4%) | 6 (8%) | 8 (11%) |
| Patients randomized with weight >100 kg at baseline | 52 | 52 | 50 | 30 | 29 | 31 |
| ACR 20 | 8 (15%) | 20 (38%) | 23 (46%) | 4 (13%) | 13 (45%) | 12 (39%) |
| ACR 50 | 4 (8%) | 13 (25%) | 9 (18%) | 1 (3%) | 3 (10%) | 3 (10%) |
| ACR 70 | 0 | 5 (10%) | 3 (6%) | 0 | 1 (3%) | 1 (3%) |

Ustekinumab treatment resulted in significantly greater improvement compared with placebo for each ACR component at week 24 (Table 29).

Table 29: Median percent improvement from baseline in ACR components at Week 24

| | PSUMMIT I | | | PSUMMIT II | | |
|---|--------------------|--------------------|--------------------|--------------------|--------------------|--------------------|
| | Placebo (N=206) | ustekinumab | | Placebo (N=104) | ustekinumab | |
| | | 45 mg (N=205) | 90 mg (N=204) | | 45 mg (N=103) | 90 mg (N=105) |
| Number of swollen joints ^d | 21.54 | 58.82 ^a | 60.00 ^a | 0.00 | 52.94 ^b | 50.00 ^c |
| Number of tender joints ^e | 13.61 | 45.45 ^a | 51.51 ^a | 0.00 | 33.33 ^a | 35.00 ^c |
| Patient's assessment of Pain ^f | 0.00 | 31.33 ^a | 42.58 ^a | 0.00 | 24.19 ^a | 24.29 ^a |
| Patient global assessment ^f | 4.11 | 32.84 ^a | 42.44 ^a | 0.00 | 21.25 ^a | 22.54 ^a |
| Physician global assessment ^f | 17.64 | 48.39 ^a | 55.91 ^a | 0.83 | 36.67 ^a | 36.11 ^a |
| Disability index (HAQ-DI) ^g | 0.00 | 22.22 ^a | 32.46 ^a | 0.00 | 12.50 ^a | 14.29 ^a |

| | | | | | | |
|--------------------------|------|--------------------|--------------------|------|--------------------|--------------------|
| CRP (mg/dL) ^h | 0.00 | 38.56 ^a | 48.30 ^a | 0.00 | 25.61 ^c | 33.69 ^a |
|--------------------------|------|--------------------|--------------------|------|--------------------|--------------------|

^a p<0.001

^b p<0.05

^c p<0.01

^d Number of swollen joints counted (0-66)

^e Number of tender joints counted (0-68)

^f Visual analogue scale; 0=best, 10=worst.

^g Disability Index of the Health Assessment Questionnaire; 0=best, 3=worst, measures the patient's ability to perform the following: dress/groom, arise, eat, walk, reach, grip, maintain hygiene, and maintain daily activity.

^h CRP: (Normal Range 0.0-1.0 mg/dL)

In PSUMMIT I and PSUMMIT II, the proportion of subjects with good or moderate Disease Activity Index Score 28 using C-reactive protein (DAS28-CRP) responses and the proportion of subjects in DAS28 remission were greater in both ustekinumab -treated groups compared to placebo at Week 24. DAS28-CRP responses were maintained through Week 52.

Methotrexate Use

The proportion of patients achieving ACR responses were consistently greater in patients treated with ustekinumab than those treated with placebo regardless of concomitant MTX use. Responses observed in the ustekinumab groups were similar in patients receiving or not receiving concomitant MTX. ACR responses were maintained through Week 52 (Table 30).

Table 30: Summary of patients achieving ACR 20, ACR 50 and ACR 70 responses through Week 24 by methotrexate usage

| PSUMMIT I | | | | | | |
|---------------------|---------------------------|------------------|------------------|-------------------------------|------------------|------------------|
| | Receiving MTX at baseline | | | Not receiving MTX at baseline | | |
| | | ustekinumab | | | ustekinumab | |
| | Placebo (N=206) | 45 mg (N=205) | 90 mg (N=204) | Placebo (N=206) | 45 mg (N=205) | 90 mg (N=204) |
| Patients randomized | 96 | 99 | 101 | 110 | 106 | 103 |
| ACR 20 | 25 (26%) | 43 (43%) | 46 (46%) | 22 (20%) | 44 (42%) | 55 (53%) |
| ACR 50 | 8 (8%) | 23 (23%) | 27 (27%) | 10 (9%) | 28 (26%) | 30 (29%) |
| ACR 70 | 2 (2%) | 11 (11%) | 13 (13%) | 3 (3%) | 14 (13%) | 16 (16%) |
| PSUMMIT II | | | | | | |
| | Receiving MTX at baseline | | | Not receiving MTX at baseline | | |

| | Placebo (N=104) | ustekinumab | | Placebo (N=104) | ustekinumab | |
|---------------------|--------------------|------------------|------------------|--------------------|------------------|------------------|
| | | 45 mg (N=103) | 90 mg (N=105) | | 45 mg (N=103) | 90 mg (N=105) |
| Patients randomized | 49 | 54 | 52 | 55 | 49 | 53 |
| ACR 20 | 14 (29%) | 27 (50%) | 21 (40%) | 7 (13%) | 18 (37%) | 25 (47%) |
| ACR 50 | 4 (8%) | 10 (19%) | 12 (23%) | 3 (5%) | 8 (16%) | 12 (23%) |
| ACR 70 | 2 (4%) | 4 (7%) | 3 (6%) | 1 (2%) | 3 (6%) | 6 (11%) |

Prior Anti-TNF α therapy

PSUMMIT II evaluated 180 patients who were previously treated with one or more anti-TNF α agents for at least 8 weeks (14 weeks with infliximab), or had documented intolerance of anti-TNF α therapy at any time in the past.

Among patients previously treated with anti-TNF α agents, a greater proportion of ustekinumab-treated patients in both the 45 mg and 90 mg groups achieved an ACR 20 response at Week 24 compared to placebo (37% and 34% vs 15%). ACR 20 response was generally maintained through Week 52.

Enthesitis and Dactylitis

For patients with enthesitis and/or dactylitis at baseline, in PSUMMIT I, greater improvement in enthesitis and dactylitis score was observed in the ustekinumab 45 mg and 90 mg groups compared to placebo. For enthesitis, the median improvement was 43% and 50% for each dose group respectively, compared to 0% for placebo. For dactylitis, the median improvement was 75% and 71% for each dose group respectively, compared to 0% for placebo. In PSUMMIT II, a greater improvement was observed in enthesitis score in both doses and in dactylitis score in the 90 mg group compared with the placebo group. In both studies, improvement in enthesitis score and dactylitis score were maintained at Week 52.

Psoriasis Skin Response

In PSUMMIT I and PSUMMIT II, the proportion of patients with psoriasis involvement of $\geq 3\%$ BSA at baseline who achieved a $\geq 75\%$ improvement in the PASI assessment at Week 24 was significantly greater in the ustekinumab 45 mg and 90 mg groups compared with the placebo group (Table 31). In both studies the proportion of patients achieving the PASI 75 response was maintained through Week 52.

Table 31: Number of patients who achieved PASI 75, PASI 90 and PASI 100 responses at Week 24

| | PSUMMIT I | | | PSUMMIT II | | |
|-------|-----------|--------------------------|-------|------------|--------------------------|--|
| | Placebo | ustekinumab ^a | | Placebo | ustekinumab ^a | |
| 45 mg | | 90 mg | 45 mg | | 90 mg | |
| | | | | | | |

| | (N=206) | (N=205) | (N=204) | (N= 104) | (N=103) | (N=105) |
|--|----------|----------|----------|----------|----------|----------|
| Patients with \geq 3% BSA psoriasis skin involvement at baseline | 146 | 145 | 149 | 80 | 80 | 81 |
| PASI 75 | 16 (11%) | 83 (57%) | 93 (62%) | 4 (5%) | 41 (51%) | 45 (56%) |
| PASI 90 | 4 (3%) | 60 (41%) | 65 (44%) | 3 (4%) | 24 (30%) | 36 (44%) |
| PASI 100 | 2 (1%) | 29 (20%) | 41 (28%) | 1 (1%) | 13 (16%) | 17 (21%) |

^a $p < 0.001$ for 45 mg or 90 mg comparison with placebo.

Additionally, within each weight group (\leq 100 kg and $>$ 100 kg), PASI 75, 90 and 100 responses were consistently higher in the ustekinumab 45 mg and 90 mg groups than in the placebo group. In both studies, the proportion of patients who achieved a PASI 75 response at Week 24 was consistently higher in ustekinumab 45 mg and 90 mg groups compared with placebo regardless of concomitant MTX use. PASI 75 responses were maintained through Week 52.

Radiographic Response

Structural damage in both hands and feet was assessed by readers unaware of treatment group and order of visits, and expressed as change in total van der Heijde-Sharp score (vdH-S score), modified for PsA by addition of hand distal interphalangeal (DIP) joints, compared to baseline. A pre-specified major secondary endpoint based on the integrated analysis combining data from 927 subjects in both PSUMMIT I and PSUMMIT II was performed. At Week 24, based on this integrated analysis, patients treated with either ustekinumab 45 mg (n=308, mean change in total vdH-S score=0.40) or 90 mg (n=309, mean change=0.39) demonstrated significantly less progression of structural damage compared to placebo (n=310, mean change=0.97), $p < 0.05$ and $p < 0.001$ for the 45 mg and 90 mg groups, respectively. This effect was demonstrated irrespective of concomitant MTX use, and was maintained through Week 52.

Similar results were seen in PSUMMIT I for patients treated with either ustekinumab 45 mg (n=205, mean change=0.28) or 90 mg (n=204, mean change=0.17) compared to placebo (n=206, mean change=1.20). In PSUMMIT II, the mean change was 0.66 for 45 mg (n=103), 0.81 for 90 mg (n=105) and 0.51 for placebo (n=104).

Physical Function and Health-Related Quality of Life

In PSUMMIT I and PSUMMIT II, physical function and health-related quality of life were assessed using the Disability Index of the Health Assessment Questionnaire (HAQ-DI) and the SF-36 health survey.

Patients treated with ustekinumab 45 mg and 90 mg showed significant improvement in physical function as assessed by the HAQ-DI at Week 24 as compared to placebo in both PSUMMIT I and PSUMMIT II. The proportion of patients achieving a clinically meaningful \geq 0.3 improvement in HAQ-DI score from baseline at Week 24 was also significantly greater in the ustekinumab groups when compared with placebo. Improvement was observed at the first assessment (Week 4), reached

maximum at Week 12 and was maintained through Week 24. In both studies the improvement in HAQ-DI at Week 24 was consistently greater in the ustekinumab 45 mg and 90 mg groups compared with placebo regardless of concomitant MTX use. Improvement in HAQ-DI score from baseline was maintained at Week 52 (Table 32).

Table 32: Improvement in physical function as measured by HAQ-DI at Week 24

| | PSUMMIT I | | | PSUMMIT II | | |
|-----------------------|--------------------|-----------------------|-----------------------|--------------------|-----------------------|-----------------------|
| | ustekinumab | | | ustekinumab | | |
| | Placebo (N=206) | 45 mg (N=205) | 90 mg (N=204) | Placebo (N=104) | 45 mg (N=103) | 90 mg (N=105) |
| HAQ-DI Baseline Score | | | | | | |
| N | 204 | 205 | 204 | 104 | 103 | 104 |
| Mean (SD) | 1.24 (0.647) | 1.22 (0.610) | 1.22 (0.634) | 1.25 (0.723) | 1.34 (0.704) | 1.29 (0.666) |
| Median | 1.25 | 1.25 | 1.25 | 1.25 | 1.38 | 1.25 |
| Improvement in HAQ-DI | | | | | | |
| N ^c | 206 | 205 | 204 | 104 | 103 | 105 |
| Mean (SD) | 0.10 (0.390) | 0.31 (0.521) | 0.40 (0.514) | 0.03 (0.380) | 0.21 (0.461) | 0.22 (0.436) |
| Median | 0.00 | 0.25 ^a | 0.25 ^a | 0.00 | 0.13 ^b | 0.25 ^a |
| HAQ-DI Responders* | 58 (28%) | 98 (48%) ^a | 97 (48%) ^a | 17 (16%) | 35 (34%) ^b | 40 (38%) ^a |

^a p<0.001

^b p<0.01

^c Includes all randomized subjects

* achieving a ≥ 0.3 improvement from baseline

In PSUMMIT I, of 205 subjects randomized to ustekinumab 45 mg, 153 continued the same dose and were available for evaluation at Week 52. Among those, the HAQ-DI response was achieved by 83 (54.2%) subjects. Of 204 subjects randomized to ustekinumab 90 mg, 185 were available for evaluation at Week 52. Among those, HAQ-DI response was achieved by 102 (55.1%) subjects.

In PSUMMIT II, of 103 subjects randomized to ustekinumab 45 mg, 68 continued the same dose and were available for evaluation at Week 52. Among those, the HAQ-DI response was achieved by 29 (42.6%) subjects. Of 105 subjects randomized to ustekinumab 90 mg, 83 were available for evaluation at Week 52. Among those, HAQ-DI response was achieved by 44 (53%) subjects.

In both PSUMMIT I and PSUMMIT II, at Week 24, the change from baseline in the SF-36 physical component summary (PCS) scores was significantly greater in the ustekinumab 45 mg and 90 mg groups compared with the placebo group. In both studies, the change from baseline in the SF-36 mental component summary (MCS) scores at Week 24 was greater in both ustekinumab groups compared with the placebo group. In both studies, the change from baseline in the SF-36 PCS and MCS scores was maintained at Week 52.

The DLQI was assessed by comparing the change in DLQI scores from baseline for those patients with $\geq 3\%$ BSA at baseline. In both studies at Week 24, there was a greater improvement from baseline in DLQI scores in both the ustekinumab 45 mg and 90 mg groups as compared with placebo and the improvement was maintained at Week 52.

In PSUMMIT II, the improvement from baseline in Functional Assessment of Chronic Illness Therapy-Fatigue (FACIT-F) scores at Week 24 was greater in the ustekinumab 45 mg and 90 mg groups compared with the placebo group. Similarly, the percentage of patients with clinically meaningful improvement in fatigue from baseline (4 points in FACIT-F) was greater in both dose groups compared with the placebo group. The change from baseline in the FACIT-F scores was maintained at Week 52.

Crohn's Disease

The safety and efficacy of Ustekinumab/Ustekinumab I.V. were evaluated in three randomized, double-blind, placebo-controlled clinical trials in adult patients with moderately to severely active Crohn's disease (Crohn's Disease Activity Index [CDAI] score of 220 to 450). The clinical development program consisted of two 8-week IV induction studies (UNITI-1 and UNITI-2) followed by a 44-week subcutaneous randomized withdrawal maintenance study (IM-UNITI) representing 52 weeks of therapy (Table 33).

Table 33: Summary of controlled clinical trials supporting safety and efficacy in patients with CD

| Study # | Study Design | Dosage: Route of Administration and Duration | Study Subjects (n) | Median Age (Range) | Sex |
|-------------------------------|--|--|--------------------|--------------------|--------------------------|
| UNITI-1 (Induction) | Multicentre, double-blinded, randomized, placebo-controlled | IV administration at Week 0 | 741 | 36 (18, 71) | M: 317, 43 F: 424, 57 |
| | | Placebo | 247 | | |
| | | Ustekinumab I.V. 130 mg | 245 | | |
| | | Ustekinumab I.V. ~ 6 mg/kg ^a | 249 | | |
| UNITI-2 (Induction) | Multicentre, double-blinded, randomized, placebo-controlled | IV administration at Week 0 | 628 | 37.0 (18, 77) | M: 293, 47 F: 335, 53 |
| | | Placebo | 210 | | |
| | | Ustekinumab I.V. 130 mg | 209 | | |
| | | Ustekinumab I.V. ~ 6 mg/kg ^a | 209 | | |
| IM-UNITI (Maintenance) | Multicentre, double-blinded, placebo-controlled randomized-withdrawal, | SC administration at Week 0 ^b , and then q8w or q12w for 44 weeks | 397 | 36.0 (18, 75) | M: 173, 44 F: 224, 56 |
| | | placebo | 133 | | |
| | | Ustekinumab 90 mg q8w | 132 | | |
| | | Ustekinumab 90 mg q12 w | 132 | | |

^a tiered weight-based dose approximating 6 mg/kg (see 4 DOSAGE AND ADMINISTRATION)

^b 8 weeks following the intravenous dose of ustekinumab I.V.

Induction Studies: UNITI-1 and UNITI-2

UNITI-1 and UNITI-2 studies included 1409 (UNITI-1, n=769; UNITI-2 n=640) patients. Of these subjects, 1368 (UNITI-1, n=741; UNITI-2, n=627) patients are included in the final efficacy analysis. In both studies, patients were permitted to concomitantly receive oral 5-ASA compounds, immunomodulators, corticosteroids, and/or antibiotics. Patients were randomized to receive a single IV administration of either 130 mg ustekinumab I.V., or approximately 6 mg/kg ustekinumab I.V. designed as a tiered dose based on patient body weight (Table 3) or placebo at Week 0.

The primary endpoint for UNITI-1 and UNITI-2 was clinical response defined as a reduction in CDAI score of ≥ 100 points or CDAI score < 150 (for subjects with a baseline CDAI score of ≥ 220 to ≤ 248) at Week 6. Secondary endpoints included clinical remission (CDAI score of < 150 points) at Week 8, clinical response at Week 8, 70-point response at Week 3, and 70-point response at Week 6. Efficacy data were collected and analyzed through Week 8 for both studies.

In UNITI-1, patients had failed or were intolerant to prior anti-TNF α therapy. At baseline, patients had a median (min, max) baseline CDAI score of 317 (198, 515), and approximately 46% (n=340) patients were receiving corticosteroids (including budesonide) and 31.4% of patients were receiving immunomodulators. Approximately 48% had failed 1 prior anti-TNF α therapy and 52% had failed 2 or 3 prior anti-TNF α therapies (40.8% and 10.4%, respectively). In this study, 29.1% patients had an inadequate initial response (primary non-responders), 69.4% responded but subsequently lost response (secondary non-responders), and 36.4% were intolerant to anti-TNF α therapies.

Patients in UNITI-2 had failed at least one conventional therapy (corticosteroids or immunomodulators) and were either anti-TNF α naïve (68.6%) or had previously received but not failed anti-TNF α therapy (31.4%). At baseline, patients had a median (min, max) baseline CDAI score of 292.5 (198, 608), and approximately 40% patients were receiving corticosteroids (including budesonide) and 35% patients were receiving immunomodulators.

Maintenance: IM-UNITI

The maintenance study (IM-UNITI) evaluated 388 patients who achieved clinical response (≥ 100 point reduction in CDAI score or CDAI score < 150 [patients with a baseline CDAI score of ≥ 220 to ≤ 248]) at Week 8 of induction with ustekinumab I.V. in UNITI-1 or UNITI-2 out of 397 patients who were randomized into the study. Of those, approximately 60% of the patients entered the maintenance study in remission. Patients were randomized to receive a subcutaneous maintenance regimen of either 90 mg ustekinumab every 8 weeks, 90 mg ustekinumab every 12 weeks or placebo for an additional 44 weeks. Patients who completed the maintenance study through Week 44 were eligible to continue treatment through Week 272. An efficacy analysis was performed at Week 92 of the extension study.

Concomitant doses of oral 5-ASA compounds, immunomodulators, corticosteroids and antibiotics were permitted. At baseline, 45.6% of patients were receiving corticosteroids and 35% of patients were receiving immunomodulators. Corticosteroids were tapered at the start of the maintenance trial and during the trial in patients in clinical response. The primary endpoint was clinical remission (CDAI < 150) at Week 44 of maintenance. Secondary endpoints assessed at Week 44 of maintenance included clinical response, clinical remission among ustekinumab treated patients in clinical remission after induction, corticosteroid-free remission, and clinical remission in the subset of patients who were refractory or intolerant to anti-TNF α treatment. Other endpoints and planned analyses included evaluations for

inflammatory markers, such as C-reactive protein and fecal calprotectin, fistula response, and patient reported outcomes.

Study Results

Induction of Response and Remission

In these induction studies, efficacy was higher and better sustained in the tiered dose group compared to the 130 mg dose group, and tiered dosing is therefore the recommended IV induction dose. In both UNITI-1 and UNITI-2, a significantly greater proportion of patients were in clinical response at Week 6 and remission at Week 8 in the group treated with ustekinumab I.V. compared to placebo (Table 34, Figure 3). Clinical response and remission were observed as early as Week 3 in ustekinumab I.V. treated patients and continued to improve through Week 8 (Figure 3)

Table 34: Induction of Clinical Response and Remission in UNITI-1* and UNITI 2**

| | UNITI-1 | | | UNITI-2 | | |
|---|------------------|---------------------------|--|------------------|---------------------------|--|
| | Placebo N=247 | Ustekinumab I.V. N=249 | Treatment difference, 95% CI and p- value | Placebo N=209 | Ustekinumab I.V. N=209 | Treatment difference, 95% CI and p- value |
| Clinical Response Week 6 ^c | 53 (21.5%) | 84 (33.7%) | 12% (4%, 20%) p = 0.003 ^{ab} | 60 (28.7%) | 116 (55.5%) | 27% (18%, 36%) p < 0.001 ^{ab} |
| Clinical Remission, Week 8 ^c | 18 (7.3%) | 52 (20.9%) | 14% (8%, 20%) p < 0.001 ^{ab} | 41 (19.6%) | 84 (40.2%) | 21% (12%, 29%) p < 0.001 ^{ab} |
| Clinical Response Week 8 ^c | 50 (20.2%) | 94 (37.8%) | 18% (10%, 25%) p < 0.001 ^{ab} | 67 (32.1%) | 121 (57.9%) | 26% (17%, 35%) p < 0.001 ^{ab} |
| 70 Point Response, Week 6 ^c | 75 (30.4%) | 109 (43.8%) | 13% (5%, 22%) p = 0.002 ^{ab} | 81 (38.8%) | 135 (64.6%) | 19% (10%, 28%) p < 0.001 ^{ab} |
| 70 Point Response, Week 3 ^c | 67 (27.1%) | 101 (40.6%) | 13% (5%, 22%) p < 0.001 ^{ab} | 66 (31.6%) | 106 (50.7%) | 26% (17%, 35%) p < 0.001 ^{ab} |
| Clinical remission is defined as CDAI score < 150; Clinical response is defined as reduction in CDAI score by at least 100 points or being in clinical remission (for subjects with a baseline CDAI score of ≥ 220 to ≤ 248). | | | | | | |
| 70 point response is defined as reduction in CDAI score by at least 70 points | | | | | | |
| * Patients who failed or were intolerant to anti-TNF α agents | | | | | | |
| ** Patients who failed or were intolerant to corticosteroids or immunomodulators. Patients may have | | | | | | |

previously received but not failed an anti- TNF α agent or were never treated with an anti-TNF α agent

^a Based on a Cochran-Mantel-Haenszel chi-square test, stratified by study region (Asia, Eastern Europe, or Rest of World), CDAI score (≤ 300 or > 300), and initial response to TNF antagonist therapy (yes or no; CRD3001 only)

^b To control the overall Type I error rate at the 0.05 significance level, the endpoints were tested in the hierarchical order presented in this table

^c Subjects who had a prohibited Crohn's disease-related surgery, had prohibited concomitant medication changes, or had insufficient data to determine response and remission status were considered to not be in response or remission.

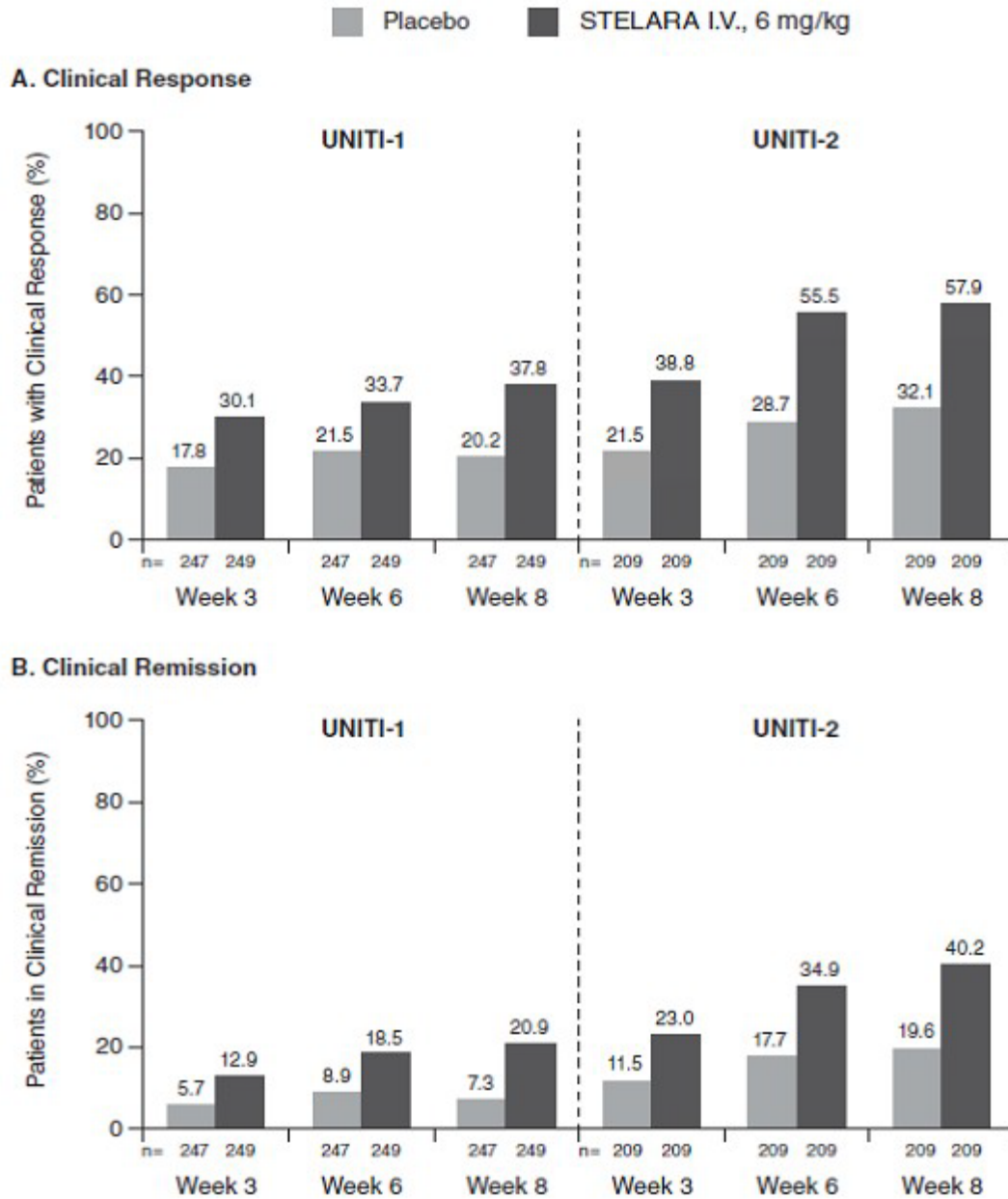


Figure 3: Proportion of ustekinumab I.V. treated patients in clinical response (A) and remission (B) through Week 8 in UNITI-1 and UNITI-2 studies

Anti-TNF α Naïve group

UNITI-2 evaluated 246 patients (69% of the UNITI-2 population) who have had an inadequate response, loss of response or were intolerant to conventional therapy but have never been exposed to anti-TNF α agents. Among this subgroup of patients, 56.3% of ustekinumab I.V.-treated patients and 32.6% of patients treated with placebo achieved a clinical response at Week 6.

Maintenance of Response and Remission

In IM-UNITI, significantly higher proportions of patients maintained clinical remission and response in the ustekinumab treated groups as compared to placebo at Week 44 of maintenance (Table 35).

Table 35: Maintenance of Clinical Response and Remission in IM-UNITI (Week 44; 52 weeks from initiation of the induction dose)

| | Placebo* N=131† | 90 mg Ustekinumab every 12 weeks N=129† | Treatment difference, 95% CI and p- value | 90 mg Ustekinumab every 8 weeks N=128† | Treatment difference, 95% CI and p- value |
|---|--------------------|---|--|--|--|
| Clinical Remission ^c n (%) | 47 (35.9%) | 63 (48.8%) | 13% (1%, 25%) p = 0.040 ^{ab} | 68 (53.1%) | 17% (5%, 29%) p = 0.005 ^{ab} |
| Clinical Response ^c n (%) | 58 (44.4%) | 75 (58.1%) | 14% (2%, 26%) p = 0.033 ^{ab} | 76 (59.4%) | 15% (3%, 27%) p = 0.018 ^{ab} |
| Clinical Remission in patients in remission at the start of maintenance therapy ^c n/N (%) | 36/79 (45.6%) | 44/78 (56.4%) | 10.8% (-5%, 26%) p = 0.189 ^{abd} | 52/78 (66.7%) | 21% (6%, 36%) p = 0.007 ^{ab} |

Clinical remission is defined as CDAI score < 150; Clinical response is defined as reduction in CDAI of at least 100 points or being in clinical remission (for subjects with a baseline CDAI score of ≥ 220 to ≤ 248)

* The placebo group consisted of patients who were in response to ustekinumab and were randomized to receive placebo at the start of maintenance therapy.

† Patients who achieved a clinical response to ustekinumab I.V. at start of maintenance therapy

^a Based on a Cochran-Mantel-Haenszel chi-square test, stratified by clinical remission status at Week 0 (yes or no), ustekinumab I.V. induction dose (130 mg or tiered doses approximating ustekinumab 6 mg/kg), and induction study (UNITI-1 or UNITI-2)

^b To control the overall Type I error rate at the 0.05 significance level, the endpoints were tested in the hierarchical order presented in this table for the q8w dosing regimen and then in the same hierarchical order for the q12w regimen.

^c Subjects who had a prohibited Crohn's disease-related surgery, had a loss of response, had prohibited concomitant medication changes, discontinued study agent due to lack of efficacy or due to an adverse event indicated to be of worsening Crohn's disease, or had insufficient data to determine the response and remission status were considered to not be in response or remission.

^d p-value is not significant at the 0.05 level of significance.

Patients who were not in clinical response 8 weeks after ustekinumab I.V. induction were not included in the primary efficacy analysis for IM-UNITI; however, these patients were eligible to receive a 90 mg subcutaneous injection of ustekinumab upon entry in IM-UNITI. Of these patients, 236/467 (50.5%) achieved clinical response eight weeks later and were followed for the duration of the study.

In IM-UNITI, patients who did not maintain response to ustekinumab when treated every 12 weeks were allowed to increase the frequency of dosing and receive ustekinumab every 8 weeks.

In these patients (n=29), 55% and 41% achieved clinical response and clinical remission respectively 16 weeks after dosing frequency adjustment.

Of the randomized patients in clinical remission at Week 44 who entered the long-term extension, 57/69 (83%) and 52/65 (80%) of patients who received ustekinumab q8w and q12w respectively were in clinical remission at Week 92. Of the randomized patients in clinical response at Week 44 who entered the long-term extension, 64/78 (82%) and 69/82 (84%) of patients who received ustekinumab q8w and q12w respectively were in clinical response at Week 92.

Corticosteroid Use in Maintenance

At Week 44, 47% and 43% of patients who received ustekinumab q8w and q12w respectively were corticosteroid-free and in clinical remission compared to 30% of patients in the placebo group. In the subgroup of patients who were on corticosteroids at baseline, 30% of subjects in the ustekinumab treated groups were corticosteroid free and in clinical remission at Week 44, compared to 15% in the placebo group.

Endoscopic Assessment of Bowel Mucosa

Mucosal disease of the bowel (ileum and colon) was evaluated in 252 patients with baseline endoscopic disease activity in a substudy. At Week 8, after a single IV induction dose, the reduction in Simplified Endoscopic Activity Score for Crohn's Disease (SES-CD) was -3.0 in patients treated with ustekinumab I.V. (n=83), compared -0.7 in patients treated with placebo (n=97).

Other Health Related Outcomes

Health-related quality of life was assessed by the disease specific instrument, Inflammatory Bowel Disease Questionnaire (IBDQ). In UNITI-1, the median change from baseline in the IBDQ score at Week 8 was 20 in the group treated with ustekinumab I.V. compared with 7 in the placebo group. The corresponding changes in UNITI-2 are 29 in the group treated with ustekinumab I.V. compared with 9 in the placebo group. At Week 44, the median change in IBDQ scores from Week 0 of the maintenance study was -2.5 in the ustekinumab q12w dose group and -2.0 in the ustekinumab q8w dose group, compared with -14.5 in the placebo group.

Ulcerative Colitis

The safety and efficacy of Ustekinumab/Ustekinumab I.V. was assessed in two randomized, double-blind, placebo-controlled, clinical trials in adult patients with moderately to severely active ulcerative colitis who had an inadequate response to or failed to tolerate a biologic (i.e., anti-TNF α agent and/or

vedolizumab) or conventional therapy. An 8-week IV induction study (UNIFI-I) was followed by a 44-week subcutaneous randomized withdrawal maintenance study (UNIFI-M) representing a total 52 weeks of therapy (Table 36).

Disease assessment was based on the Mayo score, which ranged from 0 to 12 and has four subscores that were each scored from 0 (normal) to 3 (most severe): stool frequency, rectal bleeding, findings of endoscopy, and physician global assessment. Moderately to severely active ulcerative colitis was defined at baseline (Week 0) as Mayo score of 6 to 12, including a Mayo endoscopy subscore ≥ 2 . The endoscopy subscore was assessed by the investigator (ie, local endoscopist) during the endoscopy procedure and by a central reader who reviewed a video of the endoscopy. Patients were permitted to receive concomitant aminosalicylates, immunomodulators, and/or corticosteroids and 90% of patients continued to receive at least one of these medications.

Table 36: Summary of controlled clinical trials supporting safety and efficacy in patients with UC

| Study # | Study Design | Dosage: Route of Administration and Duration | Study Subjects (n) | Median Age (Range) | Sex |
|--|---|--|--------------------|--------------------|--------------------------|
| UNIFI-I (Induction) | Multicentre, double-blinded, randomized, placebo-controlled | IV administration at Week 0 | 961 | 41 (18-84) | M: 582, 61 F: 379, 39 |
| | | Placebo | 319 | | |
| | | ustekinumab I.V. 130 mg | 320 | | |
| | | ustekinumab I.V. ~6 mg/kg ^a | 322 | | |
| UNIFI-M (Maintenance) | Multicentre, double-blinded, placebo-controlled randomized-withdrawal | SC administration at Week 0 ^b , and then q8w or q12w for 44 weeks | 523 | 40 (18-84) | M: 297, 57 F: 226, 43 |
| | | Placebo | 175 | | |
| | | ustekinumab 90 mg q8w | 176 | | |
| | | ustekinumab 90 mg q12w | 172 | | |
| ^a tiered weight-based dose approximating 6 mg/kg (see 4 DOSAGE AND ADMINISTRATION) | | | | | |
| ^b 8 weeks following the intravenous dose of ustekinumab I.V. | | | | | |

Induction Study: UNIFI-I

In the induction study (UNIFI-I), 961 patients were randomized to receive a single intravenous administration of 130 mg ustekinumab I.V., or approximately 6 mg/kg ustekinumab I.V. designed as a tiered dose based on patient body weight ([Table 1](#)) or placebo at Week 0. Randomization was stratified by biologic failure status (yes/no) and region (Eastern Europe, Asia, or rest of world).

The primary endpoint was clinical remission (defined as a Mayo score ≤ 2 points, with no individual subscore > 1) at Week 8. The secondary endpoints included: clinical response (≥ 3 points and 30% decrease in Mayo score with either a decrease from baseline in the rectal bleeding subscore ≥ 1 or a rectal bleeding subscore of 0 or 1), improvement of endoscopic appearance of the mucosa (Mayo endoscopy subscore of 0 or 1), and histo-endoscopic mucosal healing (defined as combined improvement of endoscopic appearance of the mucosa and histologic healing of the colon tissue [neutrophil infiltration in $< 5\%$ of crypts, no crypt destruction, and no erosions, ulcerations, or granulation tissue]).

Patients enrolled in UNIFI-I had to have failed conventional therapy (corticosteroids or immunomodulators) or at least one biologic (an anti-TNF α agent and/or integrin antagonist). Of the total population, 49% of patients had failed conventional therapy but not a biologic (of which 94% were biologic-naïve) and 51% of patients had failed or were intolerant to a biologic. Approximately 50% of patients had failed at least 1 prior anti-TNF α agent (of which 48% were primary non-responders) and 17% had failed both an anti-TNF α agent and an integrin antagonist. At induction baseline and throughout the study, approximately 52% of patients were receiving oral corticosteroid, 28% of patients were receiving immunomodulators (AZA, 6-MP, or MTX) and 69% of patients were receiving aminosalicylates.

In UNIFI-I, a significantly greater proportion of patients were in clinical remission and response and achieved improvement of endoscopic appearance of the mucosa and histo-endoscopic mucosal healing in the ustekinumab I.V. treated group (at the recommended dose of approximately 6 mg/kg) compared to placebo at Week 8 (Table 37).

Table 37: Results for Efficacy Endpoints at Week 8 in UNIFI-I*

| | Placebo N = 319 | Ustekinumab I.V. ~6 mg/kg N = 322 | Treatment difference, 97.5% CI |
|--|--------------------|---|--------------------------------------|
| Clinical Remission** | 17 (5.3%) | 50 (15.5%) | 10.2 (5.0, 15.5) ^a |
| Biologic-naïve [‡] | 15/151 (9.9%) | 27/147 (18.4%) | |
| With prior biologic failure | 2/161 (1.2%) | 21/166 (12.7%) | |
| Improvement of endoscopic appearance of the mucosa [‡] | 44 (13.8%) | 87 (27.0%) | 13.3 (6.4, 20.1) ^a |
| Biologic-naïve [‡] | 32/151 (21.2%) | 49/147 (33.3%) | |
| With prior biologic failure | 11/161 (6.8%) | 35/166 (21.1%) | |
| Clinical Response [§] | 100 (31.3%) | 199 (61.8%) | 30.5 (22.2, 38.8) ^a |
| Biologic-naïve [‡] | 54/151 (35.8%) | 98/147 (66.7%) | |
| With prior biologic failure | 44/161 (27.3%) | 95/166 (57.2%) | |

| | | | |
|--|----------------|----------------|---------------------------------|
| Histo-Endoscopic Mucosal Healing [†] | 28 (8.8%) | 58 (18.0%) | 9.3 (3.4, 15.2) ^a |
| Biologic-naïve [‡] | 21/151 (13.9%) | 33/147 (22.4%) | |
| With prior biologic failure | 6/161 (3.7%) | 22/166 (13.3%) | |
| <p>* Subjects who had insufficient data or had a prohibited change in concomitant UC medication or an ostomy or colectomy prior to the Week 8 visit were considered not to have achieved the respective endpoints</p> <p>[‡] An additional 7 patients on placebo and 9 patients on ustekinumab (~6 mg/kg) had been exposed to, but had not failed, biologics.</p> <p>** Clinical remission is defined as Mayo score ≤2 points, with no individual subscore > 1</p> <p>[‡] Improvement of endoscopic appearance of the mucosa is defined as a Mayo endoscopic subscore of 0 or 1 determined by central review of the endoscopy</p> <p>[§] Clinical response was defined as a decrease from baseline in the Mayo score by ≥ 30% and ≥ 3 points, with either a decrease from baseline in the rectal bleeding subscore ≥ 1 or a rectal bleeding subscore of 0 or 1</p> <p>[†] Histo-endoscopic mucosal healing is defined as combined improvement of endoscopic appearance of the mucosa (Mayo endoscopy sub-score of 0 or 1) and histologic healing of the colon tissue (neutrophil infiltration in < 5% of crypts, no crypt destruction, and no erosions, ulcerations, or granulation tissue)</p> <p>^a p < 0.001; p-value is based on a Cochran-Mantel-Haenszel (CMH) chi-square test stratified by biologic failure status and region. Type I error rate is controlled at the 0.025 significance level based on a pre- defined hierarchical testing procedure</p> | | | |

Maintenance Study: UNIFI-M

The maintenance study (UNIFI-M), evaluated 523 patients who achieved clinical response at Week 8 following the administration of ustekinumab I.V. in UNIFI-I. These patients were randomized to receive a subcutaneous maintenance regimen of either 90 mg ustekinumab every 8 weeks, 90 mg ustekinumab every 12 weeks or placebo for 44 weeks. Randomization was stratified by clinical remission status at maintenance baseline (yes/no), oral corticosteroid use at maintenance baseline (yes/no), and induction treatment.

The primary endpoint was the proportion of patients in clinical remission at Week 44. Secondary endpoints included the proportion of patients maintaining clinical response through Week 44, the proportion of patients with improvement of endoscopic appearance of the mucosa at Week 44, the proportion of patients with corticosteroid-free clinical remission at Week 44, and the proportion of patients maintaining clinical remission through Week 44 in patients who achieved clinical remission 8 weeks after induction. Patients who completed the maintenance study through Week 44 were eligible to continue treatment through Week 96.

Results of the primary and secondary endpoints at Week 44 in patients treated with ustekinumab at the recommended dosage (90 mg every 8 weeks) compared to the placebo are shown in

Table 38.

Table 38: Results for Efficacy Endpoints at Week 44 in UNIFI-M (52 weeks from initiation of the induction dose)*

| | Placebo [‡] N = 175 | Ustekinumab 90 mg every 8 Weeks N = 176 | Treatment difference, 95% CI |
|--|---------------------------------|--|------------------------------------|
| Clinical Remission** | 42 (24.0%) | 77 (43.8%) | 19.7 (10.3, 29.0) ^{ab} |
| Biologic-naïve [‡] | 27/84 (32.1%) | 40/79 (50.6%) | |
| With prior biologic failure | 15/88 (17.0%) | 36/91 (39.6%) | |
| Maintenance of Clinical Response through Week 44 [§] | 78 (44.6%) | 125 (71.0%) | 26.4 (16.6, 36.1) ^{ab} |
| Biologic-naïve [‡] | 44/84 (52.4%) | 61/79 (77.2%) | |
| With prior biologic failure | 34/88 (38.6%) | 59/91 (64.8%) | |
| Improvement of Endoscopic Appearance of the Mucosa [†] | 50 (28.6%) | 90 (51.1%) | 22.5 (12.8, 32.2) ^{ab} |
| Biologic-naïve [‡] | 30/84 (35.7%) | 46/79 (58.2%) | |
| With prior biologic failure | 20/88 (22.7%) | 41/91 (45.1%) | |
| Corticosteroid free clinical remission | 41 (23.4%) | 74 (42.0%) | 18.5 (9.3, 27.8) ^{ab} |
| Biologic-naïve [‡] | 27/84 (32.1%) | 39/79 (49.4%) | |
| With prior biologic failure | 14/88 (15.9%) | 34/91 (37.4%) | |
| Maintenance of clinical remission through Week 44 in patients who achieved clinical remission 8 weeks after induction | 17/45 (37.8%) | 22/38 (57.9%) | |
| Biologic-naïve [‡] | 9/25 (36.0%) | 12/16 (75.0%) | |
| With prior biologic failure | 8/20 (40.0%) | 10/20 (50.0%) | |

* Subjects who had insufficient data or had a prohibited change in UC medication, an ostomy or colectomy, or used a rescue medication after clinical flare, or discontinued study agent due to lack of therapeutic effect or due to an AE of worsening of UC prior to the Week 44 visit were considered not to have achieved the respective endpoints

‡ The placebo group consisted of patients who were in response to ustekinumab I.V. and were randomized to receive placebo at the start of maintenance therapy

† An additional 3 patients on placebo and 6 patients on q8w ustekinumab had been exposed to, but had not failed, biologics

** Clinical remission is defined as Mayo score ≤ 2 points, with no individual subscore > 1

§ Clinical response was defined as a decrease from baseline in the Mayo score by $\geq 30\%$ and ≥ 3 points, with either a decrease from baseline in the rectal bleeding subscore ≥ 1 or a rectal bleeding subscore of 0 or 1

† Improvement of endoscopic appearance of the mucosa is defined as a Mayo endoscopic subscore

of ≤ 1 point

^a $p < 0.001$

^b p value is based on a Cochran-Mantel-Haenszel (CMH) chi-square test stratified by clinical remission status at maintenance baseline (not applicable to the last endpoint) and induction treatment. Type I error rate is controlled based on a pre-defined hierarchical testing procedure

Week 16 Responders to ustekinumab I.V Induction

Patients who were not in clinical response 8 weeks after ustekinumab I.V. induction were not included in the primary efficacy analysis for UNIFI-M; however, these patients were eligible to receive a 90 mg subcutaneous injection of ustekinumab at Week 8. Of the 101 patients who received the recommended induction dose of 6 mg/kg who were not in clinical response at Week 8, 59/101 (58.4%) achieved clinical response at Week 16 of UNIFI-I and received ustekinumab every 8 weeks during UNIFI-M. Patients who did not achieve clinical response at Week 16 were discontinued from the study.

Histo-Endoscopic Mucosal Healing

The proportion of patients achieving histo-endoscopic mucosal healing at Week 44 was 79/176 (44.9%) in patients receiving ustekinumab every 8 weeks compared to 41/175 (23.4%) in patients treated with placebo. The relationship of histo-endoscopic mucosal healing at Week 44 to progression of disease or long-term outcomes was not evaluated

15 MICROBIOLOGY

No microbiological information is required for this drug product.

16 NON-CLINICAL TOXICOLOGY

The toxicity of ustekinumab was specifically evaluated in a number of nonclinical studies. An overview of these toxicity studies is provided in Table 39.

General Toxicology: In repeated-dose toxicity studies in cynomolgus monkeys, ustekinumab was well tolerated following IV doses up to 45 mg/kg/week for up to 1 month and following twice-weekly SC doses up to 45 mg/kg for 6 months. There were no ustekinumab-related findings in the immunotoxicity and cardiovascular safety pharmacology evaluations. In histopathology evaluations there were no preneoplastic changes observed. No evidence of ustekinumab-related local intolerance was observed in examinations of subcutaneous injection sites in a local tolerance study and in the chronic subcutaneous toxicity study.

The 45 mg/kg dose is approximately 45-fold higher than the highest equivalent dose intended to be administered to patients with psoriasis (based on administration of a 90 mg SC dose to a 90 kg patient) and the average C_{max} value observed following the last SC 45 mg/kg dose in the 6-month chronic toxicity study in cynomolgus monkeys was approximately 118-fold higher than the median C_{max} value of ustekinumab observed following 4 weekly 90 mg SC doses in psoriasis patients.

Carcinogenicity

The carcinogenic potential has not been evaluated.

Genotoxicity

The genotoxic potential has not been evaluated.

Reproductive and Developmental Toxicology:

Three developmental toxicity studies were conducted in cynomolgus monkeys. No ustekinumab-related maternal toxicity, abortions, still- births, embryotoxicity, developmental delays, malformations or birth defects were observed at doses up to 45 mg/kg following weekly or twice weekly administration of ustekinumab via the IV or SC routes, respectively. In neonates born from pregnant monkeys treated with ustekinumab, no adverse effects on growth or functional development were observed and no deficits were observed in immunotoxicity evaluations. In a male fertility study in cynomolgus monkeys, no ustekinumab-related effects on mating behaviour, sperm parameters, or serum concentrations of male hormones were observed following twice weekly subcutaneous administration of ustekinumab at doses up to 45 mg/kg.

A female fertility toxicity study was conducted in mice using an analogous antibody that binds to and inhibits IL-12 and IL-23 activity in mice. Twice weekly subcutaneous administration of the anti-mouse IL-12/23 antibody was well tolerated at doses up to 50 mg/kg and no adverse effects on female fertility parameters were observed.

Table 39: Non-Clinical Toxicology Studies with ustekinumab

| Study | Species/ Strain | Route | Duration of Dosing | Doses (mg/kg) | Results |
|--|-----------------------|-------|--|-----------------------|---|
| Repeat-Dose Toxicity | | | | | |
| Subchronic toxicity | Monkey/ Cynomolgus | IV | 1 month | 9, 45 weekly | No treatment-related signs of toxicity. |
| Subchronic toxicity | Monkey/ Cynomolgus | IV | 1 month | 9, 45 weekly | No treatment-related signs of toxicity. |
| Chronic toxicity | Monkey/ Cynomolgus | SC | 6 months | 22.5, 45 twice weekly | No treatment-related signs of toxicity. No preneoplastic changes observed on histopathology. |
| Reproductive and Developmental Toxicity | | | | | |
| Embryofetal Development | Monkey/ Cynomolgus | IV | Pregnant females: gestation day 20 to gestation day 50 | 9, 45 weekly | No maternal or fetal abnormalities were observed. |
| Embryofetal Development | Monkey/ Cynomolgus | SC | Pregnant females: gestation day 20 – gestation day 51 | 22.5, 45 twice weekly | A statistically significant increase in maternal 17 β -estradiol levels relative to the control group was observed on days 80 and 100 of gestation in the 22.5 and 45 mg/kg groups. However, foetal 17 β -estradiol levels were not affected, and there were no other treatment-related maternal or foetal abnormalities observed at either dose level. |
| Male fertility | Monkey/ Cynomolgus | SC | Males: 13 weeks | 22.5, 45 twice weekly | No changes in fertility parameters observed. |
| Female fertility | Mouse/Crl CD-1 | SC | Beginning 15 days before cohabitation and continuing | 25, 50 twice weekly | No maternal or fetal abnormalities were observed. |

| Study | Species/ Strain | Route | Duration of Dosing | Doses (mg/kg) | Results |
|--|-----------------------|----------|---|------------------------------|---|
| | | | through day 7 of presumed gestation | | |
| Embryofetal and pre- and postnatal development | Monkey/ Cynomolgus | SC | Pregnant females: gestation day 20 – postpartum day 30 | 22.5, 45 twice weekly | No effects on pregnancy or delivery; or morphological, functional and immunological developmental parameters of offspring. Ustekinumab was detected in the milk of lactating monkeys. |
| Local Tolerance | | | | | |
| Pharmacokinetics and injection site irritation | Monkey/ Cynomolgus | SC | 18 days | 45 twice weekly | Minimal signs of local irritation at injection sites were observed, with no associated histopathologic findings. |
| Other Toxicity Studies | | | | | |
| Tissue cross- reactivity | Human Tissues | In vitro | | 1.13,11.3, 113, 225 mg/mL | No binding to nontarget normal human tissues. |
| Tissue cross- reactivity | Human Tissues | In vitro | | 1.13,11.3, 113, 225 mg/mL | No binding to nontarget normal human tissues |
| Asthma model | Monkey/ Cynomolgus | IV | Single dose | 9, 45 | No exacerbation of pulmonary function or cellular responses. |
| Asthma model | Monkey/ Cynomolgus | IV | 1 week | 45 | No exacerbation of pulmonary function or cellular responses. |

17 SUPPORTING PRODUCT MONOGRAPHS

1. PrSTELARA® (ustekinumab injection) / PrSTELARA® I.V. (ustekinumab for injection), Submission Control No: 267288, Product Monograph, Janssen Inc. August 14, 2024.

PATIENT MEDICATION INFORMATION

READ THIS FOR SAFE AND EFFECTIVE USE OF YOUR MEDICINE

^{Pr}Steqeyma®

ustekinumab injection

Solution for Subcutaneous Injection

Pre-filled Syringe / Single-use Vial

This Patient Medication Information is written for the person who will be taking **Steqeyma**. This may be you or a person you are caring for. Read this information carefully. Keep it as you may need to read it again.

This Patient Medication Information is a summary. It will not tell you everything about this medication. If you have questions about the condition this medication is for or want more information about **Steqeyma**, talk to a healthcare professional.

Steqeyma is a biosimilar biologic drug (biosimilar) to the reference biologic drug Stelara. A biosimilar is authorized based on its similarity to a reference biologic drug that was already authorized for sale.

What is Steqeyma used for?

- **Adults with Plaque Psoriasis**

Steqeyma is a prescription medicine that is approved for adults with moderate to severe plaque psoriasis that is chronic (doesn't go away).

- **Children 6 to 17 years of age with Plaque Psoriasis**

Steqeyma is a prescription medicine that is approved for children and adolescent patients 6 to 17 years of age with moderate to severe plaque psoriasis that is chronic (doesn't go away) and who have had an inadequate response to other treatments.

- **Adults with Psoriatic Arthritis**

Steqeyma is a prescription medicine that is approved for adults with active psoriatic arthritis.

Psoriatic arthritis is an inflammatory disease of the joints, usually accompanied by psoriasis. If you have active psoriatic arthritis, you will be given Steqeyma by injection under the skin, alone or in combination with methotrexate, to reduce signs and symptoms of your arthritis, help improve your ability to perform daily activities (such as dressing, walking and climbing stairs) and improve your psoriasis.

- **Adults with Crohn's disease and ulcerative colitis**

Steqeyma/Steqeyma I.V. is a prescription medicine that is approved for adults with moderately to severely active Crohn's disease and for adults with moderately to severely active ulcerative colitis. For

patients with Crohn's disease or ulcerative colitis, the first dose, Steqeyma I.V., is given by an intravenous infusion, through a needle placed in a vein. Subsequent doses of Steqeyma are given by injection under the skin.

Crohn's disease (CD) is a chronic inflammatory bowel disorder. Ulcerative colitis is an inflammatory disease of the colon. If you have moderately to severely active Crohn's disease or ulcerative colitis that has not responded to other medications and you are an adult, you may be given Steqeyma/Steqeyma I.V. to help relieve your symptoms and keep the disease under control.

Steqeyma/Steqeyma I.V. may help reduce or stop the use of your corticosteroid medication.

How does Steqeyma work?

Steqeyma blocks the action of two proteins in your body called interleukin 12 (IL-12) and interleukin 23 (IL-23). In people with psoriasis, psoriatic arthritis, Crohn's disease or ulcerative colitis, their immune system may attack parts of their body and that attack uses IL-12 and IL-23.

Ustekinumab can block the IL-12 and IL-23 from causing the immune system to attack the skin, nails, joints or the digestive tract.

What are the ingredients in Steqeyma?

Medicinal ingredients: ustekinumab

Non-medicinal ingredients: L-histidine, L-histidine monohydrochloride monohydrate, polysorbate 80, sucrose and water for injection. No preservatives are present.

Steqeyma comes in the following dosage forms:

Pre-filled Syringe:

- 45 mg / 0.5 mL
- 90 mg / 1.0 mL

Single-use Vial:

- 45 mg / 0.5 mL

Pre-filled Pen (Autoinjector):

- 45 mg / 0.5 mL
- 90 mg / 1.0 mL

Do not use Steqeyma if:

- you have a serious infection such as tuberculosis, infections caused by bacteria or fungi, and bacterial infections that have spread throughout the body (sepsis).
- you have had an allergic reaction to Steqeyma, Steqeyma I.V., or any of the other ingredients in Steqeyma. See above for a complete list of ingredients in Steqeyma.
- after the expiration date on the label.

- the seal is broken.
- the liquid is discoloured, cloudy or you can see other particulate matter floating in it.
- you know or think that it may have been exposed to extreme temperatures (such as accidentally frozen or heated).

You should not receive a live vaccine while taking Steqeyma.

If you used Steqeyma while pregnant, tell your baby's healthcare professional about your Steqeyma use before the baby receives any vaccine, including live vaccines, such as the BCG vaccine (used to prevent tuberculosis), rotavirus vaccine, or any other live vaccines.

Always keep medicine out of the reach of children.

To help avoid side effects and ensure proper use, talk to your healthcare professional before you take Steqeyma. Talk about any health conditions or problems you may have, including if you:

- ever had an allergic reaction to Steqeyma or Steqeyma I.V. Ask your healthcare professional if you are not sure.
- have any kind of infection even if it is very minor.
- have an infection that won't go away or a history of infection that keeps coming back.
- have burning when you urinate.
- have diarrhea or abdominal pain.
- have had TB (tuberculosis), notice blood in your phlegm or if you have recently been near anyone who might have TB.
- have or have had any type of cancer.
- have any new or changing skin lesions.
- have recently received or are scheduled to receive a vaccine. Tell your healthcare professional if anyone in your house needs a vaccine. The viruses in some vaccines can spread to people with a weakened immune system and can cause serious problems.
- are receiving or have received "allergy shots", especially for serious allergic reactions.
- are pregnant, think you might be pregnant, planning to become pregnant, or breast-feeding. Steqeyma may pass into your breast milk in small amounts.

Contact your healthcare professional immediately:

- if you develop signs of a serious allergic reaction such as skin rash, swollen face, lips, mouth, throat, wheezing, dizziness, trouble swallowing or breathing.
- if you develop headache, vision problems, seizures or change in mental status (for example, confusion).

There is limited experience with Steqeyma in pregnant and breast-feeding women. If you are a woman of childbearing potential, you should use effective contraception when starting Steqeyma and talk to your healthcare professional before planning to conceive a child. If you are pregnant or breast-feeding, your healthcare professional will help you decide whether or not to use Steqeyma.

Tell your healthcare professional about all the medicines you take, including any drugs, vitamins, minerals, natural supplements or alternative medicines.

Know the medicines you take. Keep a list of your medicines and show them to your healthcare professionals when you get a new medicine.

The following may interact with Steqeyma:

- Steqeyma may change the way the body responds to live vaccines.
- Steqeyma may interact with other medications that decrease the activity of the immune system.

Your healthcare professional will assess your health before each treatment.

If you have questions, ask your healthcare professional.

How to take Steqeyma:**Instructions for injecting Steqeyma under the skin yourself:**

Steqeyma may be injected by your healthcare professional. In children 6 to 17 years of age, it is recommended that all doses of Steqeyma be administered by a healthcare professional. However, your healthcare professional may decide that it is right for you or your caregiver to learn how to inject Steqeyma under the skin (subcutaneously) yourself. Before you self-inject Steqeyma, you must be trained by a healthcare professional. If you or your caregiver have not been trained, please contact your healthcare professional to schedule a training session. Call your healthcare professional if you have any questions about giving yourself an injection. Steqeyma is not to be mixed with other liquids for injection.

INSTRUCTIONS FOR INJECTING STEQEYMA USING A PRE-FILLED SYRINGE

At the start of treatment, your healthcare professional will assist you with your first injection. However, you and your doctor may decide that you may inject Steqeyma yourself. If this happens, you will get training on how to inject Steqeyma. Talk to your doctor if you have any questions about giving yourself an injection.

- **Do not** mix Steqeyma with other liquids for injection.
- **Do not** shake Steqeyma pre-filled syringes. This is because strong shaking may damage the medicine. **Do not** use the medicine if it has been shaken strongly.

Figure A shows what the pre-filled syringe looks like

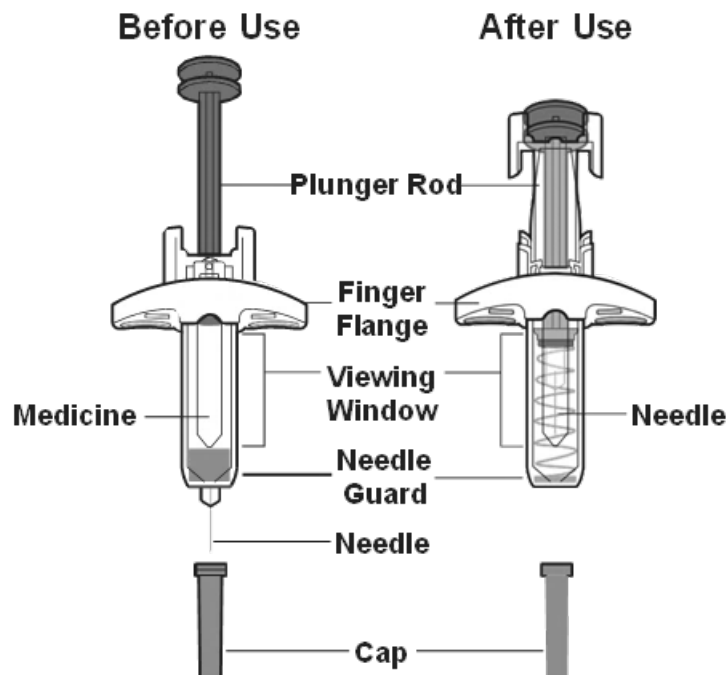
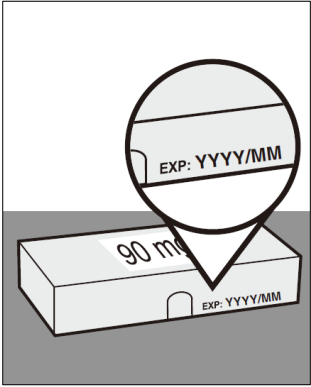

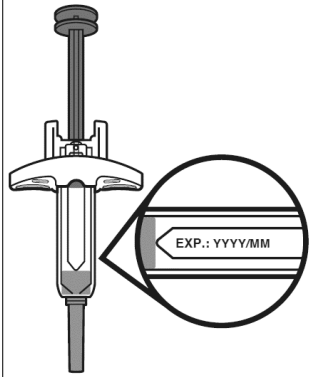


Figure A

| | |
|---|---|
| <p>Carton containing pre-filled syringe</p> <p>Cotton ball or gauze and alcohol swab</p> <p>Adhesive bandage</p> <p>Sharps disposal container</p> | <p>1. Gather the supplies for the injection</p> <ol style="list-style-type: none"> Prepare a clean, flat surface, such as a table or counter top, in a well-lit area. Take the carton(s) containing the pre-filled syringe(s) needed to administer your prescribed dose out of the refrigerator. Make sure you have the following supplies (see Figure B) <ul style="list-style-type: none"> - Carton containing pre-filled syringe <p>Not included in the carton:</p> <ul style="list-style-type: none"> - Cotton ball or gauze - Adhesive bandage - Sharps disposal container |
|---|---|

Figure B

| | |
|--|---|
|  <p>Figure C</p> | <p>- Alcohol swab</p> <p>2. Check the expiration date on the carton (see Figure C).</p> <ul style="list-style-type: none"> • Do not use it if the expiration date has passed. If the expiration date has passed, return the entire pack to the pharmacy. |
|  <p>Figure D</p> | <p>3. Wait 30 minutes.</p> <ol style="list-style-type: none"> Open the carton. Gripping from the syringe body, lift the pre-filled syringe from the carton. Let the pre-filled syringe stand outside the box for about 30 minutes at room temperature (20°C to 25°C) to allow it to warm up (see Figure D). <ul style="list-style-type: none"> • Do not warm the pre-filled syringe using heat sources such as hot water or a microwave. • This will let the liquid come to a comfortable temperature for injection (room temperature). • Do not hold by the plunger head, plunger rod, needle guard wings, or needle cover • Do not pull back on the plunger rod at any time. |
|  <p>Figure E</p> | <p>4. Inspect the pre-filled syringe.</p> <ol style="list-style-type: none"> Look at the pre-filled syringe and make sure you have the correct medicine (Steqeyma) and dosage. Check the pre-filled syringe(s) to make sure the number of pre-filled syringes and strength is correct: <ul style="list-style-type: none"> • If your dose is 45 mg you will get one 45 mg pre-filled syringe of Steqeyma. • If your dose is 90 mg you will get one 90 mg pre-filled syringe of Steqeyma. Look at the pre-filled syringe and make sure it is not cracked or damaged. Check the expiration date on the label of the pre-filled syringe (see Figure E). <ul style="list-style-type: none"> • Do not use if the expiration date has passed. • Do not shake the pre-filled syringe. |

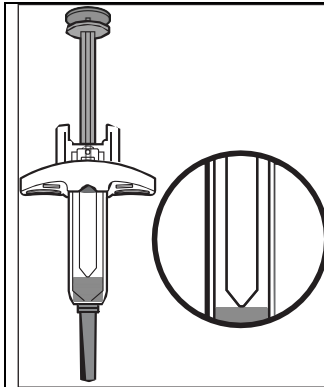




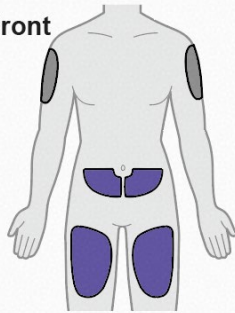
Figure F

5. Inspect the medicine.

- a. Look at the medicine and confirm that the liquid is clear to slightly opalescent and colourless to pale yellow. (see **Figure F**).
 - **Do not** use the pre-filled syringe if the liquid is discoloured or cloudy.
 - You may see air bubbles in the liquid. This is normal.

-  = Caregiver ONLY
-  = Self-injection and Caregiver

Front



Back

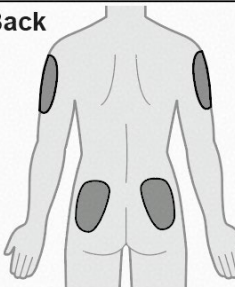
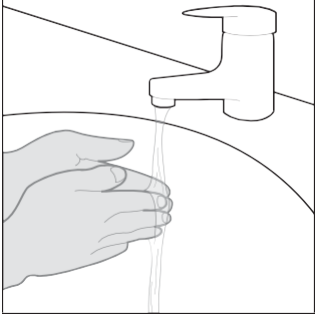
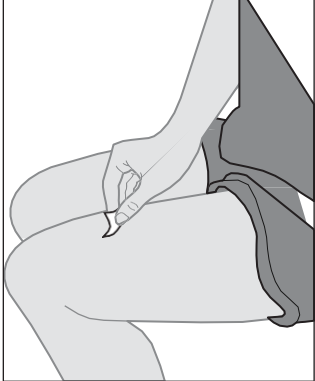
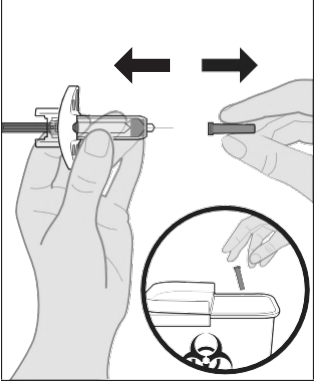
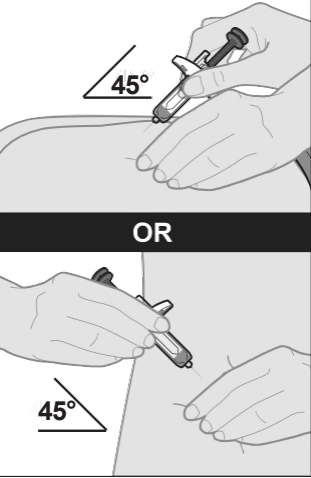
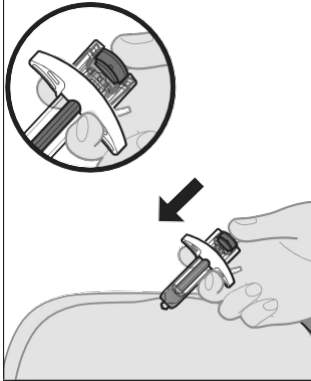
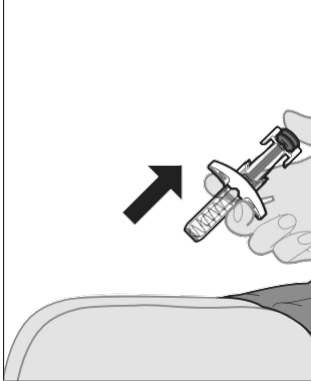


Figure G

6. Choose an appropriate injection site (see Figure G).

- a. You may inject into:
 - Your upper thighs.
 - Your lower abdomen except for the 5 cm around the belly button (navel).
 - The outer area of the upper arm or buttocks if you are a caregiver.
 - **Do not** inject into moles, scars, bruises, or areas where the skin is tender, red, hard, or if there are breaks in the skin. If possible, do not use areas of skin that show signs of psoriasis.
 - **Do not** inject through your clothes.
- b. Choose a different injection site for each new injection at least 2.5 cm away from the area used for the last injection.

| | |
|---|---|
|  | <p>7. Wash your hands.</p> <p>a. Wash your hands with soap and water and dry them thoroughly (see Figure H).</p> |
|  | <p>8. Clean the injection site.</p> <p>a. Clean the injection site with an alcohol swab using a circular motion (see Figure I).</p> <p>b. Let the skin dry before injecting.</p> <ul style="list-style-type: none"> • Do not blow on or touch the injection site again before giving the injection. |
|  | <p>9. Remove the cap.</p> <p>a. Remove the needle cover when you are ready to inject your Steqeyma by holding the body of the pre-filled syringe in one hand between the thumb and index fingers (see Figure J).</p> <ul style="list-style-type: none"> • Do not hold the plunger while removing the cap. • You may notice an air bubble in the pre-filled syringe or a few drops of liquid at the tip of needle. This is normal. <p>b. Dispose of the cap right away in a sharps disposal container (see Step 14 and Figure J).</p> <ul style="list-style-type: none"> • Do not use the pre-filled syringe if it is dropped without the needle cover in place. If this happens, please contact your doctor or pharmacist. • Inject the dose promptly after removing the needle cover. • Do not re-cap the pre-filled syringe. • Do not touch the needle. Doing so may result in a needle stick injury. |

| | |
|---|---|
|  | <p>10. Insert the pre-filled syringe into the injection site.</p> <ol style="list-style-type: none"> Hold the body of the pre-filled syringe in one hand between the thumb and index fingers. Use the other hand to gently pinch the cleaned skin between your thumb and index finger. Do not squeeze it tightly. <i>Note:</i> Pinching the skin is important to make sure that you inject under the skin (into the fatty area) but not any deeper (into muscle). With a quick and dart-like motion, insert the needle completely into the fold of skin at a 45-degree angle (see Figure K). <ul style="list-style-type: none"> Do not pull back on the plunger rod at any time. |
|  | <p>11. Give the injection.</p> <ol style="list-style-type: none"> After the needle is inserted, release the pinch. Slowly push the plunger rod all the way down until the full dose of medicine gets injected, and the syringe is empty (see Figure L). <ul style="list-style-type: none"> Do not change the position of the pre-filled syringe after the injection has started. If the plunger rod is not fully pressed, the needle guard will not extend to cover the needle when it is removed. |
|  | <p>12. Remove the pre-filled syringe from the injection site.</p> <ol style="list-style-type: none"> After the pre-filled syringe is empty, as the needle is being taken out, slowly remove the needle by lifting your thumb from the plunger rod until the needle is completely covered by the needle guard (see Figure M). <ul style="list-style-type: none"> If the needle is not covered, proceed carefully to dispose of the syringe (see Step 14. Dispose of Steqeyma). Do not reuse the pre-filled syringe. Do not rub the injection site. |
| <p>13. Care for the injection site.</p> <ol style="list-style-type: none"> If some bleeding occurs, treat the injection site by gently pressing, not rubbing, a cotton ball or gauze to the site and apply an adhesive bandage if needed. | |

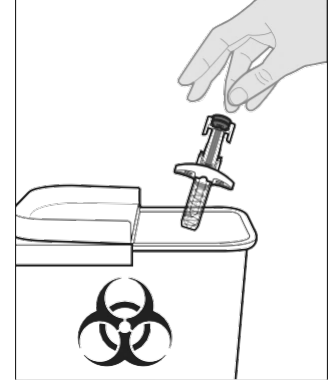
| | |
|---|---|
|  | <p>14. Dispose of Steqeyma.</p> <p>a. Put the used pre-filled syringe in a sharps disposal container right away after use (see Figure N).</p> <p>b. Do not throw away (dispose of) the pre-filled syringe in your household trash.</p> <ul style="list-style-type: none">• If you do not have a sharps disposal container, you may use a household container that is closable and puncture resistant.• For the safety and health of you and others, needles and used syringes must never be reused. Any unused medicinal product or waste material should be disposed of in accordance with local requirements.• Do not throw away any medicines via wastewater or household waste. Ask your pharmacist how to throw away medicines you no longer use. These measures will help protect the environment. |
|---|---|

Figure N

INSTRUCTIONS FOR INJECTING STEQEYMA FROM A 45 mg / 0.5 mL VIAL

This Instructions for Use contains information on how to inject Steqeyma from a vial.

Read this Instructions for Use before using Steqeyma. **Do not inject yourself or someone else until you have been shown how to inject Steqeyma from a vial.** Your healthcare professional can show you or your caregiver how to prepare, measure your dose, and give your injection of Steqeyma the right way, before you do it yourself for the first time. Keep this Instructions for Use. Call your healthcare professional if you have any questions.

Steqeyma is used in adults and children aged 6 years and older.

This Steqeyma vial is for single-use only. It contains 45 mg of Steqeyma for injection under the skin (subcutaneous injection).

Important Information

- Read all of the instructions carefully before using Steqeyma.
- Ask your healthcare professional how often you will need to inject the medicine.
- Before you start, check the carton to make sure that it is the right dose.
 - If your dose is 45 mg or less, you will receive one 45 mg vial.
 - If your dose is 90 mg, you will receive two 45 mg vials, and **you will need to give yourself two injections, one right after the other.**
- **In children and adolescents (6 to 17 years of age)**, it is recommended that Steqeyma be administered by or under supervision of an adult.
- Children weighing less than 60 kg need a dose lower than 45 mg.
- Always use the syringe provided by your pharmacist to make sure you measure the right amount of Steqeyma medication.
- Check the expiration date on the vial and carton. If the expiration date has passed, do not use it. If the expiration date has passed, call your doctor or pharmacist for help.
- Check the vial for any particles or discolouration. Your vial should look clear to slightly opalescent and colourless to pale yellow with few white particles.
- **Do not** use Steqeyma if it is frozen, discoloured, cloudy or has large particles. Get a new vial.
- To avoid needle-stick injuries, do not recap needles.
- Dispose of the used syringe and needle(s) right away after use.
- **Do not** use a Steqeyma vial more than one time, even if there is medicine left in the vial. After the rubber stopper is punctured, Steqeyma can become contaminated by harmful bacteria which could cause an infection if re-used. Therefore, throw away any unused Steqeyma after you give your injection.
- Safely throw away (dispose of) Steqeyma vials after use.
- Steqeyma is for subcutaneous use only. **Do not** inject Steqeyma into a vein.
- **Do not** mix Steqeyma with other liquids for injection.

Storing Steqeyma

- Store the unused Steqeyma vial in a refrigerator between 2°C to 8°C.
 - If needed, individual vials may be stored at room temperature up to 30°C for a maximum single period of up to 15 days in the original carton to protect from light. Discard the vial if not used within 15 days at room temperature storage.
- Store Steqeyma vial in the original carton to protect from light.
- **Do not** remove the Steqeyma vial from its original carton during storage.
- **Do not** shake the Steqeyma vial at any time.
- Shaking your vial may damage your Steqeyma medicine. If your vial had been shaken, **do not** use it. Get a new vial.
- **Do not** heat the Steqeyma vial.
- **Do not** freeze the Steqeyma vial.
- **Do not** put the Steqeyma vial into direct sunlight.
- **Keep Steqeyma vial and all medicines out of the sight and reach of children. Contains small parts.**

Terminology Explanation (see Figure A)

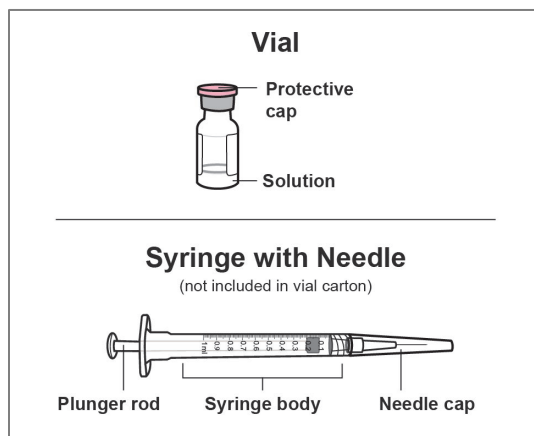


Figure A

Preparing to Inject Steqeyma

1. Gather the supplies for the injection.

- a. Prepare a clean, flat surface, such as a table or countertop, in a well-lit area.
- b. Take the carton containing the Steqeyma vial that is needed to administer your prescribed dose out of the refrigerator.
- c. Make sure you have the following supplies (see **Figure B**):
 - Carton containing the Steqeyma vial

Not included in the carton:

- Syringe with needle
- 2 antiseptic wipes
- Cotton ball or gauze
- Adhesive bandage
- Sharps disposal container

Note: You will need a prescription from your healthcare professional to get syringes with the needles attached from your pharmacy.

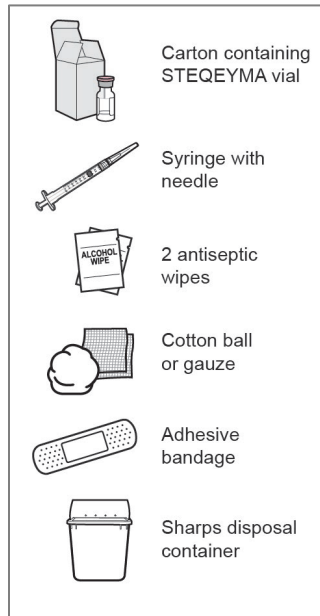


Figure B

2. Check the expiration date on the carton (see Figure C).

- **Do not** use the medication if the expiration date has passed. If the expiration date has passed, safely dispose of the carton in a sharps disposal container (see **Step 19. Dispose of Steqeyma**).

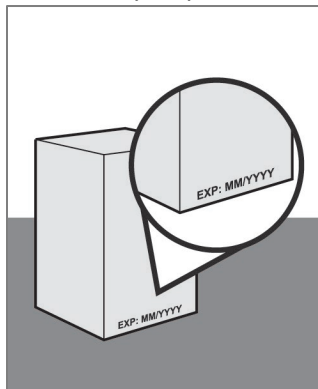


Figure C

3. Wait 30 minutes.

- Take the carton containing the Steqeyma vial out of the refrigerator.
 - Leave the carton at room temperature 20°C to 25°C for 30 minutes to allow it to warm up (see **Figure D**).
- **Do not** warm the vial using heat sources such as hot water or a microwave.
 - If the vial does not reach room temperature, this could cause the injection to feel uncomfortable

and make it hard to inject.

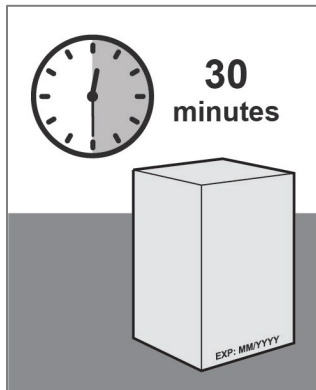


Figure D

4. Wash your hands.

- a. Wash your hands with soap and water and dry them thoroughly (see **Figure E**).

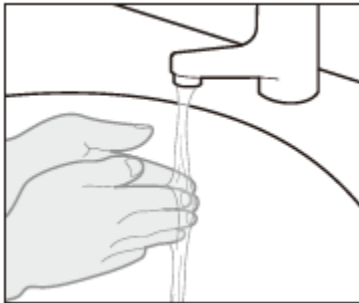


Figure E

5. Inspect the Steqeyma vial.

- a. Look at the vial and make sure you have the correct medicine (Steqeyma) and dosage.
- b. Look at the vial and make sure it is not cracked or damaged.
- **Do not** use Steqeyma if the vial has been dropped or damaged.
- c. Check the expiration date on the label of the vial (see **Figure F**).
- **Do not** use Steqeyma if the expiration date has passed.




Figure F

6. Inspect the medicine.

- a. Look at the medicine in the vial to make sure that the liquid is clear to slightly opalescent and colourless to pale yellow. (see **Figure G**).
- **Do not** use Steqeyma if the liquid is discoloured or cloudy, or if it contains visible flakes or particles.

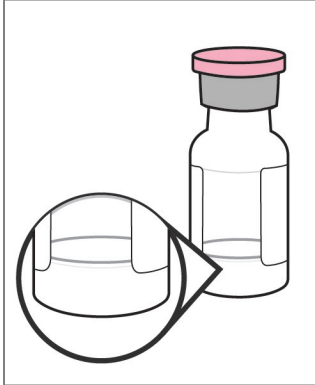


Figure G

7. Choose an appropriate injection site (see **Figure H**).

- a. Good places for the injection are the upper thigh or around the belly (abdomen) at least 5 cm away from the navel (belly button).

If a caregiver is giving you an injection, they may also inject into:

- The outer area of the upper arms or buttocks.
- b. Choose a different injection site for each new injection.
 - **Do not** give an injection in an area of the skin that is tender, bruised, red or hard. If possible, do not use areas of skin that show signs of psoriasis.
 - **Do not** inject through your clothes.

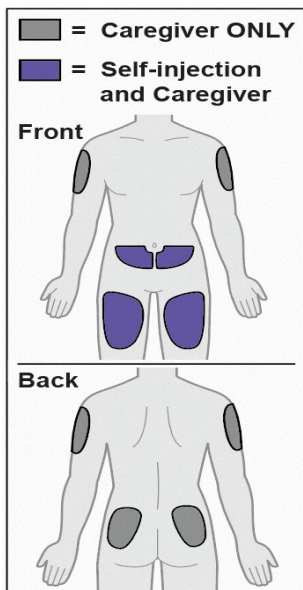
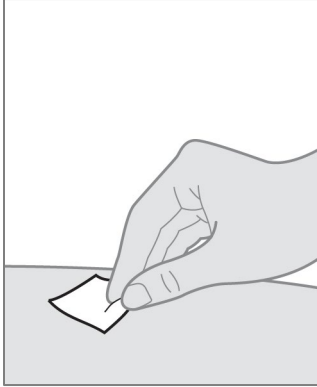


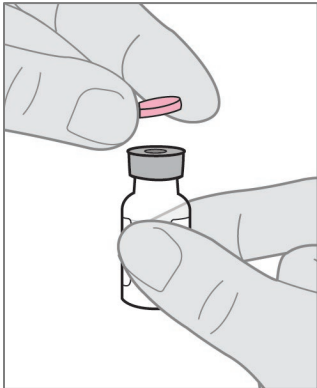
Figure H

8. Clean the injection site.

- a. Clean the skin with an antiseptic wipe where you plan to give your injection (see **Figure I**).
 - **Do not** touch this area again before giving the injection. Let your skin dry before injecting.
 - **Do not** fan or blow on the clean area.

**Figure I****9. Remove the protective cap from the vial.**

- a. Remove the protective cap from the Steqeyma vial (see **Figure J**).
 - **Do not** remove the rubber stopper.

**Figure J****10. Clean the rubber stopper.**

- a. Wipe the rubber stopper of the vial with an antiseptic wipe and allow it to dry (see **Figure K**).
 - **Do not** touch the rubber stopper after you clean it.
- b. Place the vial on a flat surface.



Figure K

11. Remove the needle cap from the syringe.

- a. Hold the syringe at the middle of the syringe body with the needle pointing away from yourself, and pull the needle cap straight off the syringe (see **Figure L**).
- b. Throw away (dispose of) the needle cap right away in a sharps disposal container (see **Step 19. Dispose of Steqeyma**).

Dispose of Steqeyma).

- **Do not** re-cap the syringe.
- **Do not** touch the needle or let the needle touch anything. Doing so may result in a needle stick injury.
- **Do not** use the syringe if it has been dropped without the needle cap in place. Call your doctor, nurse or healthcare professional for further instructions.

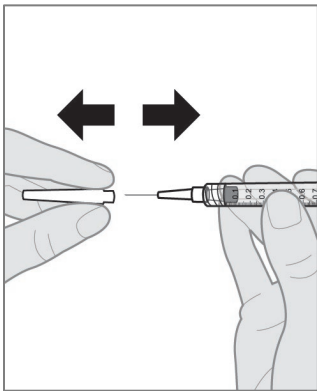


Figure L

12. Withdraw the correct dose.

- a. Push the needle through the rubber stopper of the vial.
- b. Leave the needle in the vial and turn both the syringe and vial upside down (vial on top).
- c. Hold the syringe and vial firmly in one hand. Make sure the tip of the needle is in the Steqeyma medication.
 - It is important that the needle tip is always in the medication. This stops air bubble from forming in the syringe.
- d. With your other hand, pull on the plunger rod to fill the syringe with the amount of medication prescribed by your doctor. (see **Figure M**).

- Fill the syringe until the black tip of the plunger lines up with the mark that matches your prescribed dose.

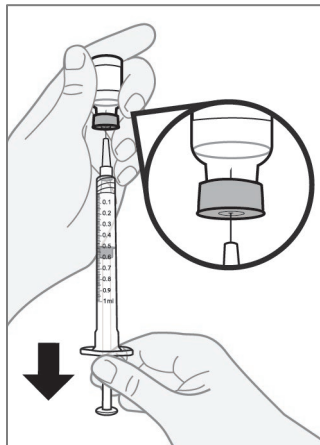


Figure M

13. Check for air bubbles.

- **Do not** remove the needle from the vial.
 - a. Hold the syringe with the needle pointing up to see if it has any air bubbles inside.
 - b. If there are air bubbles, gently tap the side of the syringe until the air bubbles go to the top of the syringe (see **Figure N**).
 - c. Press the plunger rod until all of the air bubbles (but none of the medication) have been removed.
- **Do not** lay the syringe down, or allow the needle to touch anything.

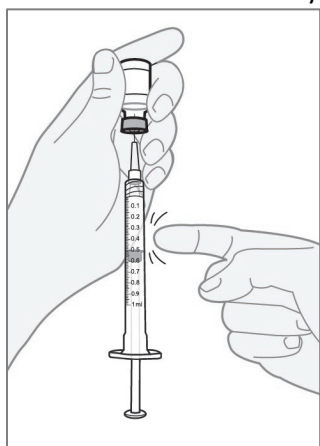


Figure N

Injecting Steqeyma

14. Insert the needle into the injection site.

- a. Hold the body of the syringe in one hand between the thumb and index fingers (see **Figure O**).
- b. Gently pinch a fold of skin at the injection site with the other hand. Hold firmly.
 - **Do not** tightly squeeze the pinched skin.

Note: Pinching the skin is important to make sure that you inject under the skin (into the fatty area) but not any deeper (into muscle).

- c. With a quick and dart-like motion, insert the needle completely into the pinched skin at a 45-degree angle (see **Figure O**).
 - **Do not pull back on the plunger rod at any time.**

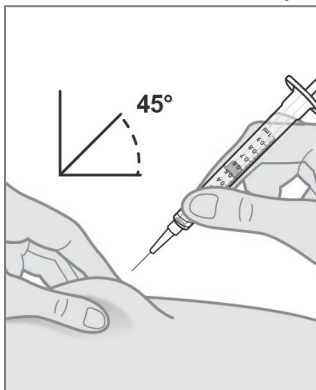


Figure O

15. Give the injection.

- a. After the needle is inserted use your thumb to slowly and evenly push the plunger rod all the way to the bottom of the syringe body. Keep the skin gently pinched.
 - Make sure you have injected all of the Steqeyma medication (see **Figure P**).

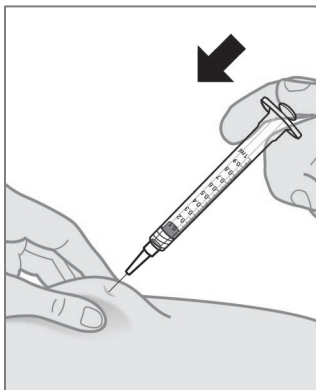


Figure P

16. Remove the syringe from the injection site.

- a. After the syringe is empty, release the pinched skin and slowly move the syringe away from the injection site. (see **Figure Q**).

- **Do not** re-cap the used needle. Recapping the used needle can lead to a needle-stick injury.
- **Do not** rub the injection site.
- Some bleeding may occur. This is normal (see **Step 17. Care for the injection site**).

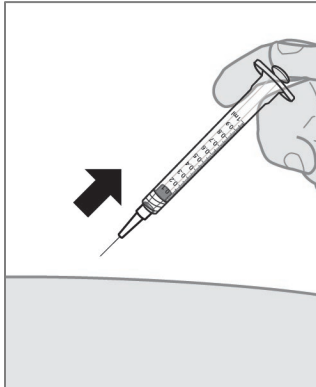


Figure Q

After the Injection

17. Care for the injection site.

- Gently press an antiseptic wipe over the injection site for a few seconds after the injection.
 - **Do not** rub the injection site.
 - There may be a small amount of blood or liquid at the injection site. This is normal.

If some bleeding occurs, you can press a cotton ball or gauze over the injection site and hold for 10 seconds.

You may cover the injection site with a small adhesive bandage, if necessary.

18. If your dose requires 2 injections, IMMEDIATELY give second injection.

- If your dose is 90 mg, you will have two 45 mg vials. You will need to give yourself a second injection right after the other.
 - Repeat **Steps 5-17** for the second injection using a new vial.
- Choose a different site for the second injection.

19. Dispose of Steqeyma.

- Put the used syringe in a puncture-resistant container, like a sharps container, right away after use (see **Figure R**).
 - **Do not** throw away (dispose of) the syringe in your household trash.
 - Never re-use needles and syringes, for your safety and health, and for the safety of others.
 - Empty vials, antiseptic wipes, and other supplies can be disposed of in your garbage.
 - **Keep Steqeyma and all medicines out of the sight and reach of children.**



Figure R

Usual dose:

Psoriasis

For treatment of psoriasis, Steqeyma is given by injection under the skin.

Adults:

The recommended dose of Steqeyma is 45 mg at Weeks 0 and 4 then every 12 weeks thereafter. Your healthcare professional may consider treating you as often as every 8 weeks.

90 mg may be used in patients with a body weight greater than 100 kg.

Pediatric Psoriasis (6 years of age or older):

The recommended dose of Steqeyma based on body weight (as shown below) is given at Week 0 and 4, and then every 12 weeks thereafter.

| Weight | Recommended dose of Steqeyma | Dosage Form |
|------------------|-------------------------------------|---|
| < 60kg | 0.75 mg/kg* | Vial |
| ≥ 60 to ≤ 100 kg | 45 mg | Pre-filled syringe, vial, pre-filled pen (autoinjector) |
| > 100 kg | 90 mg | Pre-filled syringe, pre-filled pen (autoinjector) |

* For patients with body weight < 60 kg, use the vial presentation only. To calculate the volume of injection (mL) for patients < 60 kg, use the following formula: body weight (kg) x 0.0083 (mL/kg). The calculated volume should be rounded to the nearest 0.01 mL and administered using a 1 mL graduated syringe. The calculated volume of injection per kg body weight at time of dosing are also provided in table below. A 45 mg vial is available for pediatric patients who need to receive less than the full 45 mg dose.

| Injection volumes of Steqeyma for pediatric psoriasis patients < 60 kg | | |
|--|------------------|---------------------------------|
| Body weight at time of dosing (kg) | Dose (mg) | Volume of injection (mL) |

| | | |
|----|------|------|
| 15 | 11.3 | 0.12 |
| 16 | 12.0 | 0.13 |
| 17 | 12.8 | 0.14 |
| 18 | 13.5 | 0.15 |
| 19 | 14.3 | 0.16 |
| 20 | 15.0 | 0.17 |
| 21 | 15.8 | 0.17 |
| 22 | 16.5 | 0.18 |
| 23 | 17.3 | 0.19 |
| 24 | 18.0 | 0.20 |
| 25 | 18.8 | 0.21 |
| 26 | 19.5 | 0.22 |
| 27 | 20.3 | 0.22 |
| 28 | 21.0 | 0.23 |
| 29 | 21.8 | 0.24 |
| 30 | 22.5 | 0.25 |
| 31 | 23.3 | 0.26 |
| 32 | 24.0 | 0.27 |
| 33 | 24.8 | 0.27 |
| 34 | 25.5 | 0.28 |
| 35 | 26.3 | 0.29 |
| 36 | 27.0 | 0.30 |
| 37 | 27.8 | 0.31 |
| 38 | 28.5 | 0.32 |
| 39 | 29.3 | 0.32 |
| 40 | 30.0 | 0.33 |
| 41 | 30.8 | 0.34 |
| 42 | 31.5 | 0.35 |
| 43 | 32.3 | 0.36 |
| 44 | 33.0 | 0.37 |
| 45 | 33.8 | 0.37 |
| 46 | 34.5 | 0.38 |
| 47 | 35.3 | 0.39 |
| 48 | 36.0 | 0.40 |
| 49 | 36.8 | 0.41 |
| 50 | 37.5 | 0.42 |
| 51 | 38.3 | 0.42 |
| 52 | 39.0 | 0.43 |
| 53 | 39.8 | 0.44 |
| 54 | 40.5 | 0.45 |
| 55 | 41.3 | 0.46 |
| 56 | 42.0 | 0.46 |
| 57 | 42.8 | 0.47 |
| 58 | 43.5 | 0.48 |
| 59 | 44.3 | 0.49 |

In children 6 to 17 of age with psoriasis, it is recommended that Steqeyma be administered by a healthcare professional. If your healthcare professional determines that it is appropriate, your

caregiver or you may be able to administer Steqeyma to yourself, after proper training in injection technique using the right type of syringe and the amount (volume) to be injected.

Psoriatic Arthritis

For treatment of psoriatic arthritis, Steqeyma is given by injection under the skin. The recommended dose of Steqeyma is 45 mg at Weeks 0 and 4 then every 12 weeks thereafter. Alternatively, 90 mg may be used in patients with a body weight greater than 100 kg.

Crohn's disease and ulcerative colitis

For treatment of Crohn's disease or ulcerative colitis, the recommended dose is a single intravenous dose of Steqeyma I.V. based on body weight (as shown below) followed by 90 mg Steqeyma given by injection under the skin (subcutaneous).

| Weight | Recommended Dose of Steqeyma I.V. |
|--------------------|-----------------------------------|
| ≤ 55 kg | 260 mg |
| > 55 kg to ≤ 85 kg | 390 mg |
| > 85 kg | 520 mg |

The recommended dosing schedule for Crohn's disease and ulcerative colitis is as follows:

| Treatment number | Time of treatment Route of administration |
|-------------------|---|
| Treatment 1 | Week 0 Intravenous infusion (Steqeyma I.V.) |
| Treatment 2 | 8 weeks after Treatment 1 Subcutaneous injection (Steqeyma) |
| Further treatment | Every 8 weeks* Subcutaneous injection (Steqeyma) |

*your healthcare professional will decide whether the treatment interval between injections should be maintained at every 8 weeks or may be extended to every 12 weeks

Overdose:

Call your healthcare professional if you accidentally inject Steqeyma more frequently than instructed.

For the most recent information in the management of a suspected drug overdose, contact your regional poison control centre or Health Canada's toll-free number, 1-844 POISON-X (1-844-764-7669).

Missed dose:

If you miss a dose, contact your healthcare professional for guidance.

What are possible side effects from using Steqeyma?

These are not all the possible side effects you may have when taking Steqeyma. If you have any side effects not listed here, tell your healthcare professional.

The most common side effects of Steqeyma are:

- Upper respiratory tract infections such as the common cold
- Infection of the nose and throat
- Dizziness
- Headache
- Sore throat
- Diarrhea
- Nausea
- Vomiting
- Itching
- Back pain
- Muscle aches
- Joint pain
- Feeling very tired
- Redness of the skin where the injection is given
- Pain where the injection is given
- Sinus infection

Steqeyma is a medicine that affects your immune system. It can increase your risk of getting serious side effects including:

Serious Infections

- Steqeyma may lower your ability to fight infections. Some infections could become serious and lead to hospitalization. If you have an infection or have any open cuts, tell your healthcare professional before you start using Steqeyma. If you get an infection, have any sign of an infection such as fever, feel very tired, cough, flu-like symptoms, or warm, red, or painful skin or sores on your body, tell your healthcare professional right away. These may be signs of infections such as chest infections, or skin infections or shingles that could have serious complications.
- Your healthcare professional will examine you for tuberculosis (TB) and perform a test to see if you have TB. If your healthcare professional feels that you are at risk for TB, you may be treated with medicine for TB before you begin treatment with Steqeyma and during treatment with Steqeyma.

Cancers

- Steqeyma may decrease the activity of your immune system, and increase the risk for certain types of cancer. Tell your healthcare professional if you notice any unusual changes to your skin or health status while receiving Steqeyma treatment.

Serious Skin Conditions

Shedding of skin – increase in redness and shedding of skin over a larger area of the body may be symptoms of erythrodermic psoriasis or exfoliative dermatitis, which are serious skin conditions. You should contact your healthcare professional immediately if you notice any of these signs.

| Serious side effects and what to do about them | | | |
|--|---|---------------------|--|
| Symptom / effect | Talk to your healthcare professional | | Stop taking drug and get immediate medical help |
| | Only if severe | In all cases | |
| VERY COMMON (>10%) | | | |
| Infected nose, sinuses or throat (cold) | ✓ | | |
| COMMON (≥1% and <10%) | | | |
| Sore throat, nasal congestion | ✓ | | |
| Allergic reaction (skin rash) | | ✓ | |
| UNCOMMON (≥0.1% and <1%) | | | |
| Cellulitis (skin infection) | | ✓ | |
| Vaginal yeast infections | ✓ | | |
| Tooth abscess/tooth infection | | ✓ | |
| RARE (≥0.01% and <0.1%) | | | |
| Serious allergic reactions (e.g.: swollen face or trouble breathing; symptoms such as cough, shortness of breath, and fever may also be a sign of an allergic lung reaction) | | | ✓ |
| Increase in redness and shedding of skin | | ✓ | |

In general, the side effects of ustekinumab seen in children 6 to 17 years of age are similar to those in adults.

If you have a troublesome symptom or side effect that is not listed here or becomes bad enough to interfere with your daily activities, tell your healthcare professional.

Reporting Side Effects

You can report any suspected side effects associated with the use of health products to Health Canada by:

- Visiting the Web page on Adverse Reaction Reporting (<https://www.canada.ca/en/health-canada/services/drugs-health-products/medeffect-canada.html>) for information on how to report online, by mail or by fax; or
- Calling toll-free at 1-866-234-2345.

NOTE: Contact your health professional if you need information about how to manage your side effects. The Canada Vigilance Program does not provide medical advice.

Storage:

- Steqeyma must be stored in the original package in the refrigerator at 2-8°C (36-46°F) before use. Steqeyma should not be frozen. Keep the product in its original carton to protect from light until the time of use. Do not shake. It must be kept out of the reach and sight of children.
- If needed, individual Steqeyma pre-filled syringes may be stored at room temperature up to 25°C for a maximum single period of up to 31 days in the original carton with protection from light. Record the date when the pre-filled syringes are first removed from the refrigerator in the spaces provided on the outer carton. At any time before the end of this period at room temperature, the product can be returned to the refrigerator **once** up to the original expiry date. Discard the pre-filled syringe if not used within 31 days at room temperature storage or by the original expiry date, whichever is earlier.
- If required, individual Steqeyma 45 mg vials may be stored at room temperature up to 30°C for a maximum single period of up to 15 days in the original carton in order to protect from light. Record the date when the vial is first removed from the refrigerator and the discard date in the spaces provided on the outer carton. The discard date must not exceed the original expiry date printed on the carton. Once a vial has been stored at room temperature (up to 30°C), it should not be returned to the refrigerator. Discard the vial if not used within 15 days at room temperature storage or by the original expiry date, whichever is earlier.

If you want more information about Steqeyma:

- Talk to your healthcare professional
- Find the full product monograph that is prepared for healthcare professionals and includes this Patient Medication Information by visiting the Health Canada website; <https://health-products.canada.ca/dpd-bdpp/>

This leaflet was prepared by Celltrion, Inc.

Last Revised 2025-08-08

PATIENT MEDICATION INFORMATION

READ THIS FOR SAFE AND EFFECTIVE USE OF YOUR MEDICINE

^{Pr}Steqeyma®

ustekinumab injection

Solution for Subcutaneous Injection

Pre-filled Pen (Autoinjector)

This Patient Medication Information is written for the person who will be taking **Steqeyma**. This may be you or a person you are caring for. Read this information carefully. Keep it as you may need to read it again.

This Patient Medication Information is a summary. It will not tell you everything about this medication. If you have questions about the condition this medication is for or want more information about **Steqeyma**, talk to a healthcare professional.

Steqeyma is a biosimilar biologic drug (biosimilar) to the reference biologic drug Stelara. A biosimilar is authorized based on its similarity to a reference biologic drug that was already authorized for sale.

What is Steqeyma used for?

- **Adults with Plaque Psoriasis**

Steqeyma is a prescription medicine that is approved for adults with moderate to severe plaque psoriasis that is chronic (doesn't go away).

- **Children 6 to 17 years of age with Plaque Psoriasis**

Steqeyma is a prescription medicine that is approved for children and adolescent patients 6 to 17 years of age with moderate to severe plaque psoriasis that is chronic (doesn't go away) and who have had an inadequate response to other treatments.

- **Adults with Psoriatic Arthritis**

Steqeyma is a prescription medicine that is approved for adults with active psoriatic arthritis.

Psoriatic arthritis is an inflammatory disease of the joints, usually accompanied by psoriasis. If you have active psoriatic arthritis, you will be given Steqeyma by injection under the skin, alone or in combination with methotrexate, to reduce signs and symptoms of your arthritis, help improve your ability to perform daily activities (such as dressing, walking and climbing stairs) and improve your psoriasis.

- **Adults with Crohn's disease and ulcerative colitis**

Steqeyma/Steqeyma I.V. is a prescription medicine that is approved for adults with moderately to severely active Crohn's disease and for adults with moderately to severely active ulcerative colitis. For

patients with Crohn's disease or ulcerative colitis, the first dose, Steqeyma I.V., is given by an intravenous infusion, through a needle placed in a vein. Subsequent doses of Steqeyma are given by injection under the skin.

Crohn's disease (CD) is a chronic inflammatory bowel disorder. Ulcerative colitis is an inflammatory disease of the colon. If you have moderately to severely active Crohn's disease or ulcerative colitis that has not responded to other medications and you are an adult, you may be given Steqeyma/Steqeyma I.V. to help relieve your symptoms and keep the disease under control.

Steqeyma/Steqeyma I.V. may help reduce or stop the use of your corticosteroid medication.

How does Steqeyma work?

Steqeyma blocks the action of two proteins in your body called interleukin 12 (IL-12) and interleukin 23 (IL-23). In people with psoriasis, psoriatic arthritis, Crohn's disease or ulcerative colitis, their immune system may attack parts of their body and that attack uses IL-12 and IL-23.

Ustekinumab can block the IL-12 and IL-23 from causing the immune system to attack the skin, nails, joints or the digestive tract.

What are the ingredients in Steqeyma?

Medicinal ingredients: ustekinumab

Non-medicinal ingredients: L-histidine, L-histidine monohydrochloride monohydrate, polysorbate 80, sucrose and water for injection. No preservatives are present.

Steqeyma comes in the following dosage forms:

Pre-filled Syringe:

- 45 mg / 0.5 mL
- 90 mg / 1.0 mL

Single-use Vial:

- 45 mg / 0.5 mL

Pre-filled Pen (Autoinjector):

- 45 mg / 0.5 mL
- 90 mg / 1.0 mL

Do not use Steqeyma if:

- you have a serious infection such as tuberculosis, infections caused by bacteria or fungi, and bacterial infections that have spread throughout the body (sepsis).
- you have had an allergic reaction to Steqeyma, Steqeyma I.V., or any of the other ingredients in Steqeyma. See above for a complete list of ingredients in Steqeyma.
- after the expiration date on the label.

- the seal is broken.
- the liquid is discoloured, cloudy or you can see other particulate matter floating in it.
- you know or think that it may have been exposed to extreme temperatures (such as accidentally frozen or heated).

You should not receive a live vaccine while taking Steqeyma.

If you used Steqeyma while pregnant, tell your baby's healthcare professional about your Steqeyma use before the baby receives any vaccine, including live vaccines, such as the BCG vaccine (used to prevent tuberculosis), rotavirus vaccine, or any other live vaccines.

Always keep medicine out of the reach of children.

To help avoid side effects and ensure proper use, talk to your healthcare professional before you take Steqeyma. Talk about any health conditions or problems you may have, including if you:

- ever had an allergic reaction to Steqeyma or Steqeyma I.V. Ask your healthcare professional if you are not sure.
- have any kind of infection even if it is very minor.
- have an infection that won't go away or a history of infection that keeps coming back.
- have burning when you urinate.
- have diarrhea or abdominal pain.
- have had TB (tuberculosis), notice blood in your phlegm or if you have recently been near anyone who might have TB.
- have or have had any type of cancer.
- have any new or changing skin lesions.
- have recently received or are scheduled to receive a vaccine. Tell your healthcare professional if anyone in your house needs a vaccine. The viruses in some vaccines can spread to people with a weakened immune system and can cause serious problems.
- are receiving or have received "allergy shots", especially for serious allergic reactions.
- are pregnant, think you might be pregnant, planning to become pregnant, or breast-feeding. Steqeyma may pass into your breast milk in small amounts.

Contact your healthcare professional immediately:

- if you develop signs of a serious allergic reaction such as skin rash, swollen face, lips, mouth, throat, wheezing, dizziness, trouble swallowing or breathing.
- if you develop headache, vision problems, seizures or change in mental status (for example, confusion).

There is limited experience with Steqeyma in pregnant and breast-feeding women. If you are a woman of childbearing potential, you should use effective contraception when starting Steqeyma and talk to your healthcare professional before planning to conceive a child. If you are pregnant or breast-feeding, your healthcare professional will help you decide whether or not to use Steqeyma.

Tell your healthcare professional about all the medicines you take, including any drugs, vitamins, minerals, natural supplements or alternative medicines.

Know the medicines you take. Keep a list of your medicines and show them to your healthcare professionals when you get a new medicine.

The following may (also) interact with Steqeyma:

- Steqeyma may change the way the body responds to live vaccines.
- Steqeyma may interact with other medications that decrease the activity of the immune system.

Your healthcare professional will assess your health before each treatment.

If you have questions, ask your healthcare professional.

How to take Steqeyma:**Instructions for injecting Steqeyma under the skin yourself:**

Steqeyma may be injected by your healthcare professional. In children 6 to 17 years of age, it is recommended that all doses of Steqeyma be administered by a healthcare professional. However, your healthcare professional may decide that it is right for you or your caregiver to learn how to inject Steqeyma under the skin (subcutaneously) yourself. Before you self-inject Steqeyma, you must be trained by a healthcare professional. If you or your caregiver have not been trained, please contact your healthcare professional to schedule a training session. Call your healthcare professional if you have any questions about giving yourself an injection. Steqeyma is not to be mixed with other liquids for injection.

Instructions for administration

At the start of treatment, your healthcare professional will assist you with your first injection. However, you and your doctor may decide that you may inject Steqeyma yourself. If this happens, you will get training on how to inject Steqeyma. Talk to your doctor if you have any questions about giving yourself an injection.

Important Information

-
- Use the pre-filled pen **only if** your healthcare provider has trained you on the right way to prepare for and to give an injection. **Do not try to inject yourself until you have been trained by your doctor.**
 - **Do not reuse the pre-filled pen.**
 - **Do not** open the sealed carton until you are ready to use the pre-filled pen.
 - **Do not** remove the cap until just before you give the injection.
 - **Do not** mix Steqeyma with other liquids for injection.
 - **Do not** use if the pre-filled pen is cracked or damaged.
 - **Do not** use the medicine if the expiration date has passed.
 - **Do not** share the pre-filled pen with anyone.
 - The pre-filled pen cannot be re-used. Dispose of the used pre-filled pen immediately after use in a sharps disposal container (see **Step 15. Dispose of the pre-filled pen**).
 - The label colour and window size of the pre-filled pen will be different for each dose. The amount of medicine in the pre-filled pen will also be different for each dose.

Storing the pre-filled pen

- **Keep the pre-filled pen out of the sight and reach of children.** This product contains small parts.
- Store the pre-filled pen in a refrigerator between 2°C and 8°C.
- **Do not** freeze the pre-filled pen.
- If needed, individual Steqeyma pre-filled pens may also be stored at room temperature up to 25°C for a maximum single period of up to 31 days in the original carton in order to protect from light.
- Record the date when the pre-filled pens are first removed from the refrigerator in the spaces provided on the outer carton.
- At any time before the end of the storage period at room temperature, the product can be returned to the refrigerator **once**, up to the original expiry date.
- Store this medicine sealed inside its carton to protect it from light.
- **Do not** use the pre-filled pen if it has been left in direct sunlight.
- **Do not** shake Steqeyma pre-filled pens. Strong shaking may damage the medicine.
- **Do not** use the medicine if it has been shaken.
- **Do not** use if the pre-filled pen has been dropped on a hard surface.
- Always keep the pre-filled pen dry.

Parts of the Steqeyma pre-filled pen (see Figure A)

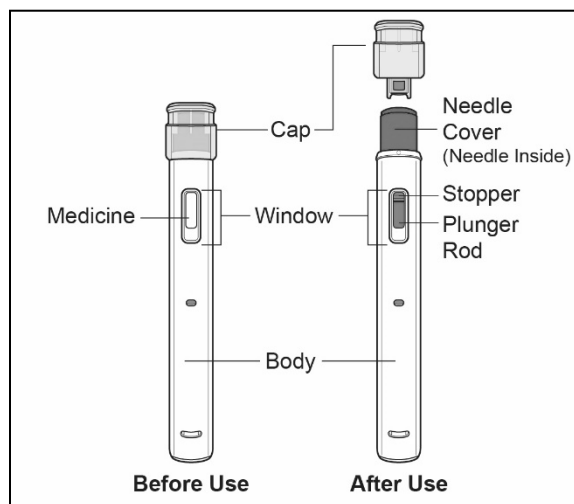


Figure A

Preparing for the Injection

1. **Gather the supplies for the injection.**
 - a. Prepare a clean, flat surface, such as a table or countertop, in a well-lit area.
 - b. Remove the carton(s) containing the pre-filled pen(s) from your refrigerator.
 - Depending on the dose prescribed to you by your healthcare provider you may need to prepare one or more pre-filled pens and inject the contents of them all.
 - c. Make sure you have the following supplies (see **Figure B**):
 - Carton containing pre-filled pen

Not included in the carton:

- Cotton ball or gauze
- Alcohol swab
- Adhesive bandage
- Sharps disposal container

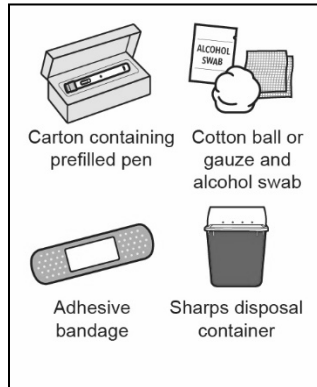


Figure B

2. Check the expiration date on the carton (see Figure C).

- **Do not** use it if the expiration date has passed. If the expiration date has passed, return the entire pack to the pharmacy.




Figure C

3. Wait 30 minutes.

- a. Open the carton and remove the pre-filled pen.
- b. Leave the pre-filled pen at room temperature (20°C to 25°C) for about 30 minutes to allow it to warm up (see **Figure D**).
 - This will let the liquid come to a comfortable temperature for injection (room temperature).
 - **Do not** warm the pre-filled pen using heat sources such as hot water or a microwave.

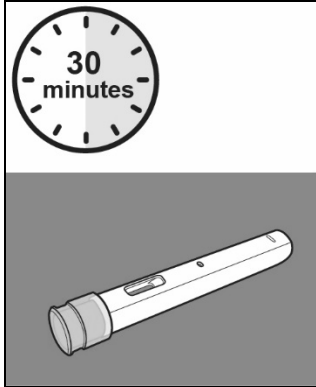


Figure D

4. Inspect the pre-filled pen.

- a. Look at the pre-filled pen and make sure you have the correct medicine (Steqeyma) and dosage.
- b. Check the pre-filled pen (s) to make sure the number of pre-filled pens is correct:
 - if your dose is 45 mg you will get one 45 mg pre-filled pen of Steqeyma.
 - **if your dose is 90 mg, you will get two 45 mg pre-filled pens of Steqeyma or one 90mg pre-filled pen of Steqeyma.** If you need to give yourself two injections, choose two different sites for these injections (e.g. one injection in the right thigh and the other injection in the left thigh), and give the injections one right after the other.
- c. Look at the pre-filled pen and make sure it is not cracked or damaged.
- d. Check the expiration date on the label of the pre-filled pen (see **Figure E**).
 - **Do not** shake the pre-filled pen.
 - **Do not** use the pre-filled pen if:
 - it has been dropped onto a hard surface.
 - it has been cracked or damaged.
 - the expiration date has passed.

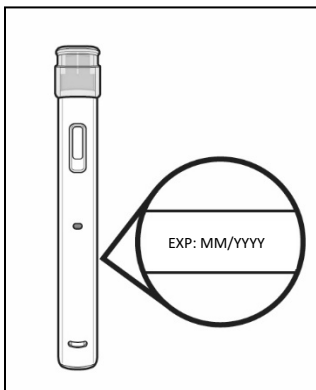


Figure E

5. Inspect the medicine.

- a. Look at the medicine and confirm that the liquid is clear to slightly opalescent, colourless to pale yellow (see **Figure F**).
 - **Do not** use the pre-filled pen if the liquid is discoloured, cloudy, or has large particles.
 - You may see air bubbles in the liquid. This is normal.

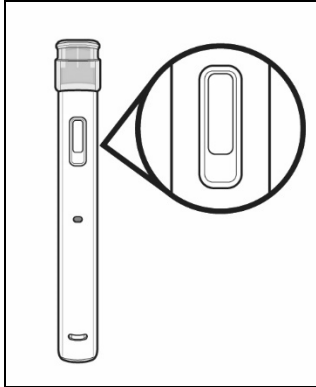


Figure F

6. Choose an injection site (see Figure G):

- a. You may inject into:
 - the front of your upper thighs.
 - your lower abdomen except for the 5 cm around the belly button (navel).
 - the outer area of the upper arm or buttocks if you are a caregiver.
 - **Do not** inject into moles, scars, bruises, or areas where the skin is tender, red, hard, or if there are breaks in the skin. If possible, **do not** use areas of skin that show signs of psoriasis.
 - **Do not** inject through your clothes.
- b. Choose a different injection site for each new injection at least 2.5 cm away from the area used for the last injection.

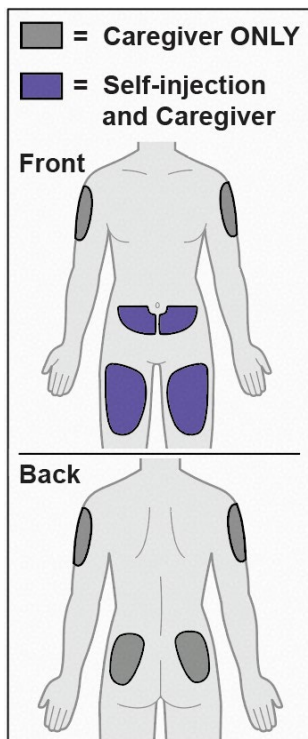


Figure G

7. Wash your hands.

- a. Wash your hands with soap and water and dry them thoroughly (see **Figure H**).

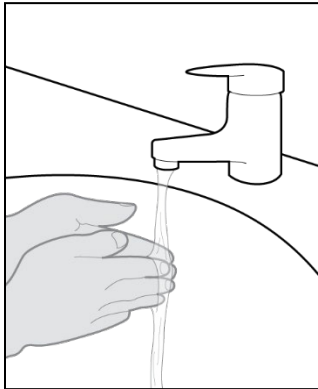


Figure H

8. Clean the injection site.

- a. Clean the injection site with an alcohol swab using a circular motion (see **Figure I**).
- b. Let the skin dry before injecting.
 - **Do not** blow on or touch the injection site again before giving the injection.

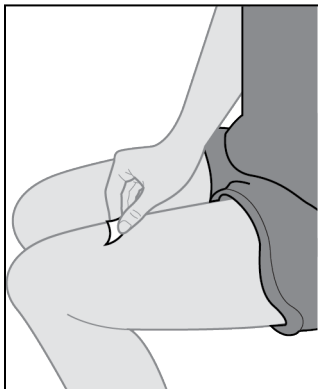


Figure I

Administering the Injection**9. Remove the cap**

- a. Hold the pre-filled pen in one hand by the injector body with the cap on top. Gently pull the cap straight off with the other hand (see **Figure J**).
 - **Do not** remove the cap until you are ready to inject.
 - It is normal to see a few drops of liquid come out of the needle.
 - **Do not** touch the needle or needle cover. Doing so may result in a needle stick injury because the needle is inside the needle cover.
 - **Inject STEQEYMA within 5 minutes of removing the cap.**
 - **Do not** re-cap the pre-filled pen.
- b. Dispose of the cap right away in a sharps disposal container (see **Step 15** and **Figure J**).

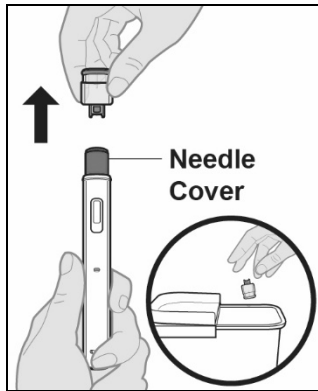


Figure J

10. Place the pre-filled pen on the injection site.

- a. Hold the pre-filled pen so that you can see the window.
- b. Without pinching or stretching the skin, place the pre-filled pen over the injection site at a 90-degree angle (see **Figure K**).

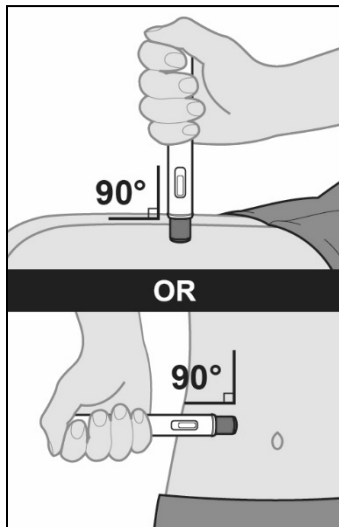


Figure K

11. Give the injection.

- a. Press the pre-filled pen **firmly** against the skin. When the injection starts you will hear the 1st “click” and the light lila plunger rod will begin to fill the window (see **Figure L**).
- b. After you hear the 1st “click”, keep holding the pre-filled pen **firmly** against the skin and you will hear the 2nd “click” within 10 seconds (see **Figure L**).
 - **Do not** change the position of the pre-filled pen after the injection has started.
- c. After you hear the 2nd “click,” continue to hold the pre-filled pen **firmly** against the skin and **count slowly to 5** to make sure you inject the full dose.

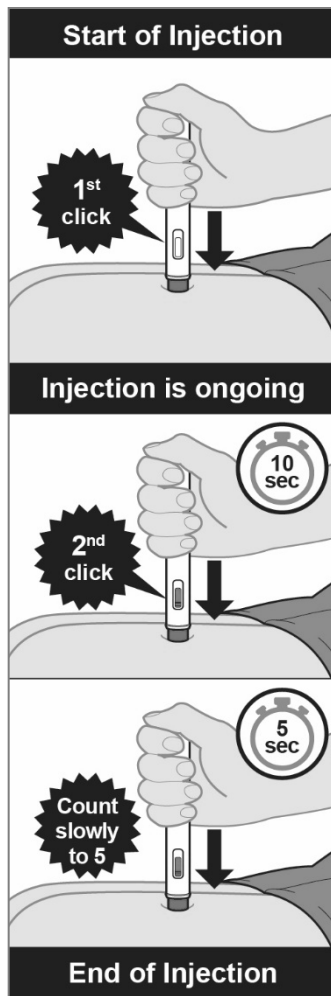


Figure L

12. Remove the pre-filled pen from the injection site.

- a. Look at the pre-filled pen and make sure that the light lila plunger rod with the grey stopper is filling the window completely.
 - You may see the grey stopper in the window. This is normal.
 - If the window has not turned completely light lila or if the medicine is still injecting, this means you have not received a full dose. Call your healthcare provider immediately.
- b. Remove the pre-filled pen from your skin (see **Figure M**).
 - After you remove the pre-filled pen from the injection site, the needle will be automatically covered (see **Figure N**). **Do not** re-cap the pen.
 - **Do not** reuse the pre-filled pen.
 - **Do not** rub the injection site.

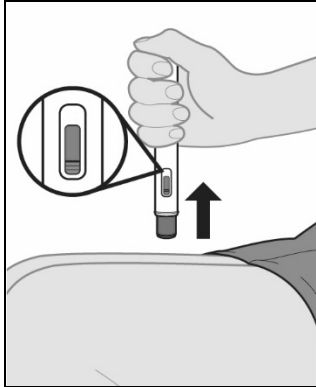


Figure M

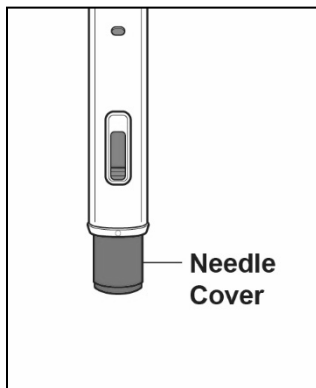


Figure N

13. If your dose requires 2 injections, inject second dose.

- a. If you receive two 45 mg pre-filled pens for a 90 mg dose, immediately repeat **Steps 5-12**.
 - Give the injections one right after the other.
 - **Choose a different site for the second injection.**

After the Injection

14. Care for the injection site.

- a. If some bleeding occurs, treat the injection site by gently pressing, not rubbing, a cotton ball or gauze to the site and apply an adhesive bandage if needed.

15. Dispose of the pre-filled pen.

- **Do not** re-cap the pre-filled pen.
- a. Throw away the used pre-filled pen in a sharps disposal container as instructed by your doctor, nurse or pharmacist (see **Figure O**).
- b. The alcohol swab and packaging may be put in your household trash.
 - **Do not** throw away (dispose of) the pre-filled pen in your household trash.
 - If you do not have a sharps disposal container, you may use a household container that is:
 - made of a heavy-duty plastic,
 - can be closed with a tight-fitting, puncture-resistant lid, without sharps being able to come out,

- upright and stable during use,
- leak-resistant, and
- properly labelled to warn of hazardous waste inside the container.

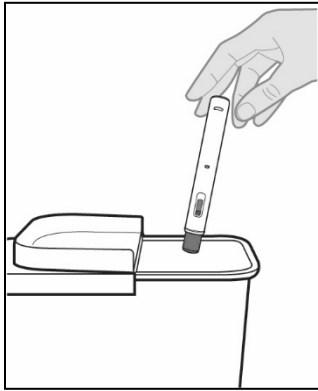


Figure O

Usual dose:

Psoriasis

For treatment of psoriasis, Steqeyma is given by injection under the skin.

Adults:

The recommended dose of Steqeyma is 45 mg at Weeks 0 and 4 then every 12 weeks thereafter. Your healthcare professional may consider treating you as often as every 8 weeks.

90 mg may be used in patients with a body weight greater than 100 kg.

Pediatric Psoriasis (6 years of age or older):

The recommended dose of Steqeyma based on body weight (as shown below) is given at Week 0 and 4, and then every 12 weeks thereafter.

| Weight | Recommended dose of Steqeyma | Dosage Form |
|------------------|------------------------------|---|
| < 60kg | 0.75 mg/kg* | Vial |
| ≥ 60 to ≤ 100 kg | 45 mg | Pre-filled syringe, vial, pre-filled pen (autoinjector) |
| > 100 kg | 90 mg | Pre-filled syringe, pre-filled pen (autoinjector) |

* For patients with body weight < 60 kg, use the vial presentation only. To calculate the volume of injection (mL) for patients < 60 kg, use the following formula: body weight (kg) x 0.0083 (mL/kg). The calculated volume should be rounded to the nearest 0.01 mL and administered using a 1 mL graduated syringe. The calculated volume of injection per kg body weight at time of dosing are also provided in

table below. A 45 mg vial is available for pediatric patients who need to receive less than the full 45 mg dose.

| Injection volumes of Steqeyma for pediatric psoriasis patients < 60 kg | | |
|--|------------------|---------------------------------|
| Body weight at time of dosing (kg) | Dose (mg) | Volume of injection (mL) |
| 15 | 11.3 | 0.12 |
| 16 | 12.0 | 0.13 |
| 17 | 12.8 | 0.14 |
| 18 | 13.5 | 0.15 |
| 19 | 14.3 | 0.16 |
| 20 | 15.0 | 0.17 |
| 21 | 15.8 | 0.17 |
| 22 | 16.5 | 0.18 |
| 23 | 17.3 | 0.19 |
| 24 | 18.0 | 0.20 |
| 25 | 18.8 | 0.21 |
| 26 | 19.5 | 0.22 |
| 27 | 20.3 | 0.22 |
| 28 | 21.0 | 0.23 |
| 29 | 21.8 | 0.24 |
| 30 | 22.5 | 0.25 |
| 31 | 23.3 | 0.26 |
| 32 | 24.0 | 0.27 |
| 33 | 24.8 | 0.27 |
| 34 | 25.5 | 0.28 |
| 35 | 26.3 | 0.29 |
| 36 | 27.0 | 0.30 |
| 37 | 27.8 | 0.31 |
| 38 | 28.5 | 0.32 |
| 39 | 29.3 | 0.32 |
| 40 | 30.0 | 0.33 |
| 41 | 30.8 | 0.34 |
| 42 | 31.5 | 0.35 |
| 43 | 32.3 | 0.36 |
| 44 | 33.0 | 0.37 |
| 45 | 33.8 | 0.37 |
| 46 | 34.5 | 0.38 |
| 47 | 35.3 | 0.39 |
| 48 | 36.0 | 0.40 |
| 49 | 36.8 | 0.41 |
| 50 | 37.5 | 0.42 |
| 51 | 38.3 | 0.42 |
| 52 | 39.0 | 0.43 |
| 53 | 39.8 | 0.44 |
| 54 | 40.5 | 0.45 |
| 55 | 41.3 | 0.46 |
| 56 | 42.0 | 0.46 |
| 57 | 42.8 | 0.47 |
| 58 | 43.5 | 0.48 |

| | | |
|----|------|------|
| 59 | 44.3 | 0.49 |
|----|------|------|

In children 6 to 17 of age with psoriasis, it is recommended that Steqeyma be administered by a healthcare professional. If your healthcare professional determines that it is appropriate, your caregiver or you may be able to administer Steqeyma to yourself, after proper training in injection technique using the right type of syringe and the amount (volume) to be injected.

Psoriatic Arthritis

For treatment of psoriatic arthritis, Steqeyma is given by injection under the skin. The recommended dose of Steqeyma is 45 mg at Weeks 0 and 4 then every 12 weeks thereafter. Alternatively, 90 mg may be used in patients with a body weight greater than 100 kg.

Crohn's disease and ulcerative colitis

For treatment of Crohn's disease or ulcerative colitis, the recommended dose is a single intravenous dose of Steqeyma I.V. based on body weight (as shown below) followed by 90 mg Steqeyma given by injection under the skin (subcutaneous).

| Weight | Recommended Dose of Steqeyma I.V. |
|--------------------|-----------------------------------|
| ≤ 55 kg | 260 mg |
| > 55 kg to ≤ 85 kg | 390 mg |
| > 85 kg | 520 mg |

The recommended dosing schedule for Crohn's disease and ulcerative colitis is as follows:

| Treatment number | Time of treatment Route of administration |
|-------------------|---|
| Treatment 1 | Week 0 Intravenous infusion (Steqeyma I.V.) |
| Treatment 2 | 8 weeks after Treatment 1 Subcutaneous injection (Steqeyma) |
| Further treatment | Every 8 weeks* Subcutaneous injection (Steqeyma) |

*Your healthcare professional will decide whether the treatment interval between injections should be maintained at every 8 weeks or may be extended to every 12 weeks

Overdose:

Call your healthcare professional if you accidentally inject Steqeyma more frequently than instructed.

For the most recent information in the management of a suspected drug overdose, contact your regional poison control centre or Health Canada's toll-free number, 1-844 POISON-X (1-844-764-7669).

Missed dose:

If you miss a dose, contact your healthcare professional for guidance.

What are possible side effects from using Steqeyma?

These are not all the possible side effects you may have when taking Steqeyma. If you have any side effects not listed here, tell your healthcare professional.

The most common side effects of Steqeyma are:

- Upper respiratory tract infections such as the common cold
- Infection of the nose and throat
- Dizziness
- Headache
- Sore throat
- Diarrhea
- Nausea
- Vomiting
- Itching
- Back pain
- Muscle aches
- Joint pain
- Feeling very tired
- Redness of the skin where the injection is given
- Pain where the injection is given
- Sinus infection

Steqeyma is a medicine that affects your immune system. It can increase your risk of getting serious side effects including:

Serious Infections

- Steqeyma may lower your ability to fight infections. Some infections could become serious and lead to hospitalization. If you have an infection or have any open cuts, tell your healthcare professional before you start using Steqeyma. If you get an infection, have any sign of an infection such as fever, feel very tired, cough, flu-like symptoms, or warm, red, or painful skin or sores on your body, tell your healthcare professional right away. These may be signs of infections such as chest infections, or skin infections or shingles that could have serious complications.
- Your healthcare professional will examine you for tuberculosis (TB) and perform a test to see if you have TB. If your healthcare professional feels that you are at risk for TB, you may be treated with medicine for TB before you begin treatment with Steqeyma and during treatment with Steqeyma.

Cancers

- Steqeyma may decrease the activity of your immune system, and increase the risk for certain types of cancer. Tell your healthcare professional if you notice any unusual changes to your skin or health status while receiving Steqeyma treatment.

Serious Skin Conditions

Shedding of skin – increase in redness and shedding of skin over a larger area of the body may be symptoms of erythrodermic psoriasis or exfoliative dermatitis, which are serious skin conditions. You should contact your healthcare professional immediately if you notice any of these signs.

| Serious side effects and what to do about them | | | |
|--|---|---------------------|--|
| Symptom / effect | Talk to your healthcare professional | | Stop taking drug and get immediate medical help |
| | Only if severe | In all cases | |
| VERY COMMON (>10%) | | | |
| Infected nose, sinuses or throat (cold) | ✓ | | |
| COMMON (≥1% and <10%) | | | |
| Sore throat, nasal congestion | ✓ | | |
| Allergic reaction (skin rash) | | ✓ | |
| UNCOMMON (≥0.1% and <1%) | | | |
| Cellulitis (skin infection) | | ✓ | |
| Vaginal yeast infections | ✓ | | |
| Tooth abscess/tooth infection | | ✓ | |
| RARE (≥0.01% and <0.1%) | | | |
| Serious allergic reactions (e.g.: swollen face or trouble breathing; symptoms such as cough, shortness of breath, and fever may also be a sign of an allergic lung reaction) | | | ✓ |
| Increase in redness and shedding of skin | | ✓ | |

In general, the side effects of ustekinumab seen in children 6 to 17 years of age are similar to those in adults.

If you have a troublesome symptom or side effect that is not listed here or becomes bad enough to interfere with your daily activities, tell your healthcare professional.

Reporting Side Effects

You can report any suspected side effects associated with the use of health products to Health Canada by:

- Visiting the Web page on Adverse Reaction Reporting (<https://www.canada.ca/en/health-canada/services/drugs-health-products/medeffect-canada.html>) for information on how to report online, by mail or by fax; or
- Calling toll-free at 1-866-234-2345.

NOTE: Contact your health professional if you need information about how to manage your side effects. The Canada Vigilance Program does not provide medical advice.

Storage:

- Steqeyma must be stored in the original package in the refrigerator at 2-8°C (36-46°F) before use. Steqeyma should not be frozen. Keep the product in its original carton to protect from light until the time of use. Do not shake. It must be kept out of the reach and sight of children.
- If needed, individual ustekinumab pre-filled pens may be stored at room temperature up to 25°C for a maximum single period of up to 31 days in the original carton with protection from light. Record the date when the pre-filled pens are first removed from the refrigerator in the space provided on the outer carton. At any time before the end of the storage period at room temperature, the product can be returned to the refrigerator **once** up to the original expiry date. Discard the pre-filled pen if not used within 31 days at room temperature storage or by the original expiry date, whichever is earlier.

If you want more information about Steqeyma:

- Talk to your healthcare professional
- Find the full product monograph that is prepared for healthcare professionals and includes this Patient Medication Information by visiting the Health Canada website; <https://health-products.canada.ca/dpd-bdpp/>

This leaflet was prepared by Celltrion, Inc.

Last Revised 2025-08-08

PATIENT MEDICATION INFORMATION

READ THIS FOR SAFE AND EFFECTIVE USE OF YOUR MEDICINE

^{Pf}Steqeyma® I.V.

Ustekinumab for injection

Solution for Intravenous Infusion

This Patient Medication Information is written for the person who will be taking **Steqeyma I.V.**. This may be you or a person you are caring for. Read this information carefully. Keep it as you may need to read it again.

This Patient Medication Information is a summary. It will not tell you everything about this medication. If you have questions about the condition this medication is for or want more information about **Steqeyma I.V.**, talk to a healthcare professional.

Steqeyma I.V. is a biosimilar biologic drug (biosimilar) to the reference biologic drug Stelara I.V.. A biosimilar is authorized based on its similarity to a reference biologic drug that was already authorized for sale.

What is Steqeyma I.V. used for?

- **Adults with Crohn's disease or ulcerative colitis**

Steqeyma I.V./Steqeyma is a prescription medicine that is approved for adults with moderately to severely active Crohn's disease or adults with moderately to severely active ulcerative colitis. For patients with Crohn's disease or ulcerative colitis, the first dose, Steqeyma I.V. is given by an intravenous infusion, through a needle placed in a vein. Subsequent doses of Steqeyma are given by injection under the skin.

Crohn's disease (CD) is a chronic inflammatory bowel disorder. Ulcerative colitis is an inflammatory disease of the colon. If you have moderately to severely active Crohn's disease or ulcerative colitis that has not responded to other medications and you are an adult, you may be given Steqeyma I.V./Steqeyma to help relieve your symptoms and keep the disease under control.

Steqeyma I.V./Steqeyma may help reduce or stop the use of your corticosteroid medication.

How does Steqeyma I.V. work?

Steqeyma I.V. blocks the action of two proteins in your body called interleukin 12 (IL-12) and interleukin 23 (IL-23). In people with Crohn's disease and ulcerative colitis, their immune system may attack parts of their body and that attack uses IL-12 and IL-23. Ustekinumab can block the IL-12 and IL-23 from causing the immune system to attack the digestive tract.

What are the ingredients in Steqeyma I.V.?

Medicinal ingredients: ustekinumab

Non-medicinal ingredients: EDTA disodium salt dihydrate, L-histidine and L-histidine monohydrochloride monohydrate, L-methionine, polysorbate 80 and sucrose. No preservatives are present.

Steqeyma I.V. comes in the following dosage forms:

Steqeyma I.V. is available as a sterile solution in single-use vials. Each vial contains 130 mg ustekinumab in 26 mL.

Do not use Steqeyma I.V. if:

- you have a serious infection such as tuberculosis, infections caused by bacteria or fungi, and bacterial infections that have spread throughout the body (sepsis).
- you have had an allergic reaction to Steqeyma I.V. or Steqeyma or any of the other ingredients in Steqeyma I.V. See above for a complete list of ingredients in Steqeyma I.V.
- after the expiration date on the label.
- the seal is broken.
- the liquid is discoloured, cloudy or you can see other particulate matter floating in it.
- you know or think that it may have been exposed to extreme temperatures (such as accidentally frozen or heated).

You should not receive a live vaccine when taking Steqeyma I.V.

If you used Steqeyma I.V. while pregnant, tell your baby's healthcare professional about your Steqeyma I.V. use before the baby receives any vaccine, including live vaccines, such as the BCG vaccine (used to prevent tuberculosis), rotavirus vaccine, or any other live vaccines.

To help avoid side effects and ensure proper use, talk to your healthcare professional before you take Steqeyma I.V. Talk about any health conditions or problems you may have, including if you:

- ever had an allergic reaction to Steqeyma I.V. or Steqeyma. Ask your healthcare professional if you are not sure.
- have any kind of infection even if it is very minor.
- have an infection that won't go away or a history of infection that keeps coming back.
- have burning when you urinate.
- have diarrhea or abdominal pain.
- have had TB (tuberculosis), notice blood in your phlegm or if you have recently been near anyone who might have TB.
- have or have had any type of cancer.
- have any new or changing skin lesions.
- have recently received or are scheduled to receive a vaccine. Tell your healthcare professional if anyone in your house needs a vaccine. The viruses in some vaccines can spread to people with a weakened immune system and can cause serious problems.
- are receiving or have received "allergy shots", especially for serious allergic reactions.

- are pregnant, think you might be pregnant, planning to become pregnant, or breast-feeding. Steqeyma I.V. may pass into your breast milk in small amounts.

Contact your healthcare professional immediately:

- if you develop signs of a serious allergic reaction such as skin rash, swollen face, lips, mouth, throat, wheezing, dizziness, trouble swallowing or breathing.
- if you develop headache, vision problems, seizures or change in mental status (for example, confusion).

There is limited experience with Steqeyma I.V./Steqeyma in pregnant and breast-feeding women. If you are a woman of childbearing potential, you should use effective contraception when starting Steqeyma I.V. and talk to your healthcare professional before planning to conceive a child. If you are pregnant or breast-feeding, your healthcare professional will help you decide whether or not to use Steqeyma I.V./Steqeyma.

Tell your healthcare professional about all the medicines you take, including any drugs, vitamins, minerals, natural supplements or alternative medicines.

Know the medicines you take. Keep a list of your medicines and show them to your healthcare professionals when you get a new medicine.

The following may interact with Steqeyma I.V.:

- Steqeyma I.V. may change the way the body responds to live vaccines.
- Steqeyma I.V. may interact with other medications that decrease the activity of the immune system.

Your healthcare professional will assess your health before each treatment.

If you have questions, ask your healthcare professional.

How to take Steqeyma I.V.:

Usual dose:

Crohn's disease and ulcerative colitis

For treatment of Crohn's disease or ulcerative colitis, the recommended dose is a single intravenous dose of Steqeyma I.V. based on body weight (as shown below) followed by 90 mg Steqeyma given by injection under the skin (subcutaneous).

| Weight | Recommended Dose of Steqeyma I.V. |
|--------------------|-----------------------------------|
| ≤ 55 kg | 260 mg |
| > 55 kg to ≤ 85 kg | 390 mg |
| > 85 kg | 520 mg |

The recommended dosing schedule for Crohn's disease and ulcerative colitis is as follows:

| Treatment number | Time of treatment Route of administration |
|-------------------|---|
| Treatment 1 | Week 0 Intravenous infusion (Steqeyma I.V.) |
| Treatment 2 | 8 weeks after Treatment 1 Subcutaneous injection (Steqeyma) |
| Further treatment | Every 8 weeks* Subcutaneous injection (Steqeyma) |

* your healthcare professional will decide whether the treatment interval between injections should be maintained at every 8 weeks or may be extended to every 12 weeks.

The initial dose of Steqeyma I.V. for intravenous infusion for Crohn's disease and ulcerative colitis will be given over a period of at least one hour.

Overdose:

In case of overdosage, it is recommended that the patient be monitored for any signs or symptoms of adverse effects and appropriate symptomatic treatment be instituted immediately.

For the most recent information in the management of a suspected drug overdose, contact your regional poison control centre or Health Canada's toll-free number, 1-844 POISON-X (1-844-764-7669).

What are possible side effects from using Steqeyma I.V.?

These are not all the possible side effects you may have when taking Steqeyma. If you have any side effects not listed here, tell your healthcare professional.

The most common side effects of Steqeyma I.V. are:

- Upper respiratory tract infections such as the common cold
- Infection of the nose and throat
- Dizziness
- Headache
- Sore throat
- Diarrhea
- Nausea
- Vomiting
- Itching
- Back pain
- Muscle aches
- Joint pain
- Feeling very tired
- Redness of the skin where the injection is given

- Pain where the injection is given
- Sinus infection

Steqeyma I.V. is a medicine that affects your immune system. It can increase your risk of getting serious side effects including:

Serious Infections

- Steqeyma I.V. may lower your ability to fight infections. Some infections could become serious and lead to hospitalization. If you have an infection or have any open cuts, tell your healthcare professional before you start using Steqeyma I.V. If you get an infection, have any sign of an infection such as fever, feel very tired, cough, flu-like symptoms, or warm, red, or painful skin or sores on your body, tell your healthcare professional right away. These may be signs of infections such as chest infections, or skin infections or shingles that could have serious complications.
- Your healthcare professional will examine you for tuberculosis (TB) and perform a test to see if you have TB. If your healthcare professional feels that you are at risk for TB, you may be treated with medicine for TB before you begin treatment with Steqeyma I.V.

Cancers

- Steqeyma I.V. may decrease the activity of your immune system, and increase the risk for certain types of cancer. Tell your healthcare professional if you notice any unusual changes to your skin or health status while receiving Steqeyma I.V. treatment.

Serious Skin Conditions

Shedding of skin – increase in redness and shedding of skin over a larger area of the body may be symptoms of erythrodermic psoriasis or exfoliative dermatitis, which are serious skin conditions. You should contact your health professional immediately if you notice any of these signs.

| Serious side effects and what to do about them | | | |
|---|---|---------------------|--|
| Symptom / effect | Talk to your healthcare professional | | Stop taking drug and get immediate medical help |
| | Only if severe | In all cases | |
| VERY COMMON (>10%) | | | |
| Infected nose, sinuses or throat (cold) | ✓ | | |
| COMMON (≥1% and <10%) | | | |
| Sore throat, nasal congestion | ✓ | | |
| Allergic reaction (skin rash) | | ✓ | |
| UNCOMMON (≥0.1% and <1%) | | | |
| Cellulitis (skin infection) | | ✓ | |
| Vaginal yeast infections | ✓ | | |

| | | | |
|--|--|---|---|
| Tooth abscess/tooth infection | | ✓ | |
| RARE (≥0.01% and <0.1%) | | | |
| Serious allergic reactions (e.g.: swollen face or trouble breathing; symptoms such as cough, shortness of breath, and fever may also be a sign of an allergic lung reaction) | | | ✓ |
| Increase in redness and shedding of skin | | ✓ | |

If you have a troublesome symptom or side effect that is not listed here or becomes bad enough to interfere with your daily activities, tell your healthcare professional.

Reporting Side Effects

You can report any suspected side effects associated with the use of health products to Health Canada by:

- Visiting the Web page on Adverse Reaction Reporting (<https://www.canada.ca/en/health-canada/services/drugs-health-products/medeffect-canada.html>) for information on how to report online, by mail or by fax; or
- Calling toll-free at 1-866-234-2345.

NOTE: Contact your health professional if you need information about how to manage your side effects. The Canada Vigilance Program does not provide medical advice.

Storage:

- Steqeyma I.V. must be stored in the original package in the refrigerator at 2-8°C (36-46°F) before use. Steqeyma I.V. should not be frozen. Keep the product in its original carton to protect from light until the time of use. Do not shake. It must be kept out of the reach and sight of children.
- If needed, individual Steqeyma vials may also be stored at room temperature up to 30°C for a maximum single period of up to 31 days in the original carton in order to protect from light. Record the date when the vials are first removed from the refrigerator and the discard date in the spaces provided on the outer carton. The discard date must not exceed the original expiry date printed on the carton. Once a vial has been stored at room temperature (up to 30°C), it should not be returned to the refrigerator. Discard the vial if not used within 31 days at room temperature storage or by the original expiry date, whichever is earlier.

If you want more information about Steqeyma I.V.:

- Talk to your healthcare professional

- Find the full product monograph that is prepared for healthcare professionals and includes this Patient Medication Information by visiting the Health Canada website; <https://health-products.canada.ca/dpd-bdpp/>

This leaflet was prepared by Celltrion, Inc.

Last Revised 2025-06-04